



**Agenda  
City Council  
Council Chambers/City Hall  
125 E. South Main, Flatonia, Texas**

**Sept 22, 2020  
City of Flatonia  
Special Meeting  
6:00 p.m.**

## **Notice of City Council Meeting**

**In accordance with the provisions of the Texas Open Meetings Act, Chapter 551, Texas Government Code, Notice is hereby given that a Special Meeting of the City Council of the City of Flatonia will be held on Tuesday, September 22, 2020 beginning at 6:00 p.m. in the City Hall Council Chambers located at 125 E. South Main St., Flatonia, Texas, for the purpose of considering the following agenda items:**

The meeting agenda is posted online at:  
[http://www.flatoniatx.gov/page/Council\\_Agendas\\_Minutes](http://www.flatoniatx.gov/page/Council_Agendas_Minutes)

Members of the public who wish to submit their written questions or comments on a listed agenda item must submit these by sending an email to City Manager Sarah Novo at [manager@ci.flatonia.tx.us](mailto:manager@ci.flatonia.tx.us). Questions or comments must be received no later than 12:00 noon on Tuesday, September 22, 2020.

### **Opening Agenda**

Call to Order  
Invocation & Pledge  
Citizens' Participation

### **Consent Agenda**

Minutes of the September 8, 2020 Regular Council Meeting.

### **Public Hearing**

PH9.2-2020.1      Public Hearing on Proposed 2020 Property Tax Rate for the City of Flatonia

## Deliberation Agenda

- 9.2 -2020.1 Consider and take appropriate action on adopting an ordinance adopting the budget for the City of Flatonia for fiscal year 2020-21, including the appropriation of money to a sinking fund to pay interest and principal due on the city's indebtedness and the annual budget for the City of Flatonia, Texas which includes the general fund, the utility fund and the Flatonia Economic Development Corporation fund.
- 9.2-2020.2 Consider and take appropriate action on ratifying the property tax revenue reflected in the budget for fiscal year 2020-2021.
- 9.2- 2020.3 Consider and take appropriate action on ratifying the property tax rate for FY 2020-21. The property tax rate is .3150 per \$100 of value. The property tax rate increases total taxes in City of Flatonia by 3.34%
- 9.2- 2020.4 Consider and take appropriate action on adopting an ordinance levying ad valorem taxes for the City of Flatonia for fiscal year 2020-21 and apportioning each levy for specific purposes
- 9.2- 2020.5 Discuss, consider and take appropriate action on the bid award for Flatonia bank depository.

## Adjournment

I, the undersigned authority hereby certify that the Notice of Meeting was posted on the bulletin board outside the front door of the City Hall of the City of Flatonia, Texas, a place convenient and **readily accessible to the general public at all times** and said Notice was posted on the following date and time **Friday, September 19, 2020 by 6:00 p.m.** and remained so posted continuously for at least 72 hours preceding the scheduled time of said meeting.

\_\_\_\_\_  
Sarah Novo, City Manager, City of Flatonia

### NOTICE OF ASSISTANCE AT THE PUBLIC MEETING

The Flatonia City Hall is wheelchair accessible. Access to the building is available at the primary entrance facing Main Street. Persons with disabilities who plan to attend this meeting and who may need auxiliary aids or services such as interpreters for persons who are deaf or hearing impaired, readers, or large print are requested to contact the City Manager's Office at 361-865-3548 or by FAX 361-865-2817 at least two working days prior to the meeting so that appropriate arrangements can be made.

### EXECUTIVE SESSION STATEMENT

The City Council reserves the right to adjourn into executive session at any time during the course of this meeting to discuss any of the matters listed above, as authorized by the Texas Government Code, Section 551.071 (Consultations with Attorney), 551.072 (Deliberations about Real Property), 551.073 (Deliberations Regarding Gifts and Donations), 551.074 (Personnel Matters), 551.076 (Deliberations Regarding Security Devices or Security Audits), 551.086 (Certain Public Power Utilities: Competitive Matters) and 551.087 (Deliberation Regarding Economic Development Negotiations).



# Flatonia City Council

Staff Report

September 22, 2020 Council Meeting

---

## **CONSENT**

**Agenda Item:** Approve Minutes of September 8, 2020 Regular Council Meeting

**Recommended Motion:** I move to approve the consent agenda to include the minutes of the September 8, 2020 Regular Meeting.

**Minutes  
Flatonia City Council  
Regular Meeting  
September 8<sup>th</sup> , 2020**

**Present:**

<b>Mayor</b>	Bryan Milson
<b>Councilpersons</b>	Catherine Steinhauser Mark Eversole Dennis Geesaman Ginny Sears Donna Cockrell
<b>City Staff</b>	Sarah Novo – City Manager Angela Beck – City Attorney Lee Dick –Chief, Flatonia Police Department Jack Pavlas – Director, Public Services
<b>Public</b>	Melanie Berger – Flatonia Argus Pamela Stolarski Allen Kocian Katherine Geesaman

Mayor Milson called the Regular meeting to order at 6:02 p.m.

City Manager Sarah Novo led the invocation, the pledge to the American Flag and the pledge to the Texas Flag.

Public comment: Resident Katherine Geesaman spoke on the Hotel Occupancy Tax.

**Reports**

*Police Department Activity Report August 2020*

*Utility Department Activity Report August 2020*

**Public Hearing** – Open 6:09 P.M.

PH9.1-2020.1 City of Flatonia’s FY 2021 budget, which includes the general fund, the interest and sinking fund, the utility fund and the Flatonia Economic Development Corporation fund.

*Public hearing closed 6:10 P.M.*

**Consent Agenda**

Donna Cockrell made a motion to approve the minutes of the August 25, 2020 Special Council Meeting. Mark Eversole seconded the motion. None opposed. Motion carried.

**Deliberation Agenda**

- 9.1- 2020.1 Ginny Sears made a motion to approve the amended order of election for municipalities. Catherine Steinhauser seconded the motion. None opposed. Motion carried.
- 9.1-2020.2 Catherine Steinhauser made a motion to appoint City Manager Sarah Novo as the City of Flatonia's representative on the General Assembly for the Capital Area Council of Governments. Donna Cockrell seconded the motion. None opposed. Motion carried.
- 9.1-2020.3 Dennis Geesaman made a motion to raise the working cap of Hotel-Motel Occupancy Taxes collected by the City of Flatonia and to be available for distribution to qualifying entities from \$70,000 to \$75,000. Catherine Steinhauser seconded the motion. Mark Eversole and Ginny Sears recused themselves from the vote. None opposed. Motion carried.
- 9.1-2020.4 Dennis Geesaman made a motion to approve a one-year contract for Services for Promotion and Tourism between the City of Flatonia and the Chamber of Commerce through allocation of Hotel Occupancy Funds with a working cap of \$75,000. Catherine Steinhauser seconded the motion. None opposed. Motion carried.
- 9.1-2020.5 Dennis Geesaman made a motion to approve a one-year contract for Services for Promotion and Tourism between the City of Flatonia and the E.A. Arnim Museum through allocation of Hotel Occupancy Funds with a working cap of \$75,000. Ginny Sears seconded the motion. None opposed. Motion carried.
- 9.1-2020.6 Catherine Steinhauser made a motion to approve a one-year contract for Services for Promotion and Tourism between the City of Flatonia and the Flatonia Special Projects through allocation of Hotel Occupancy Funds with a working cap of \$75,000. Donna Cockrell seconded the motion. Mark Eversole and Ginny Sears recused themselves from the vote. None opposed. Motion carried.
- 9.1-2020.7 Catherine Steinhauser made a motion to approve a Resolution of the City of Flatonia defining park names as recommended by the Parks Commission. Dennis Geesaman seconded the motion. None opposed. Motion carried.

**The meeting was adjourned at 6:23 P.M.**



# Flatonia City Council

September 22, 2020 Council Meeting

---

## **PUBLIC HEARING**

**PH9.2-2020.1**

Public Hearing on Proposed 2020 Property Tax Rate for the City of Flatonia

Public Notice for the Small Taxing Unit Notice was published in the Flatonia Argus on September 10<sup>th</sup>, 2020 advertising tonight's public hearing to consider adopting a proposed tax rate for tax year 2020. The proposed tax rate is \$0.3150 per \$100 value. The proposed tax rate would increase total taxes in the City of Flatonia by 3.34%.



# Flatonia City Council

September 22nd, 2020 Council Meeting

---

## **DELIBERATION**

9.2-2020.1

**Agenda Item:** Consider and take appropriate action on adopting an ordinance adopting the budget for the City of Flatonia for fiscal year 2021, including the budget for the Flatonia Economic Development Corporation.

**Summary:** City of Flatonia's FY 2021 budget, which includes the general fund, the interest and sinking fund, the utility fund and the Flatonia Economic Development Corporation fund.

The FY 21 budget for the general fund, the interest and sinking fund and the utility fund will raise more total property taxes than last year's budget by \$15,979 (3.4%), and of that amount \$4,279 is tax revenue to be raised from new property added to the tax roll this year.

The FY21 proposed budget for the City of Flatonia reflects total revenues of \$5,680,882, and total expenses of \$5,636,166, leading to a projected funds balance of \$44,716.

The FY21 proposed budget for the Flatonia Economic Development Corporation reflects total revenues of \$96,000, to be added to a FY20 carryover balance of \$175,403 (total \$271,403), and total expenses of \$113,895, leading to a projected fund balance of \$157,508.

## **Attachments:**

1. An ordinance making appropriations for the support of the City of Flatonia, Texas for the fiscal year beginning October 1, 2020 and ending September 30, 2021; appropriating money to a sinking fund to

pay interest and principal due on the City's indebtedness; and adopting the annual budget for the City of Flatonia, Texas for the 2020-2021 fiscal year which includes the general fund, the utility fund and the Flatonia Economic Development Corporation fund.

2. Exhibit A – City of Flatonia Fiscal Year 2021 Budget

**Motion:**

- I move to adopt the ordinance setting the budget for the City of Flatonia for fiscal year 2021 showing a total revenue of \$5,680,882 and total expenses of \$5,636,166 also including the Flatonia Economic Development Corporation budget showing a total revenue of \$96,000 and total expenses of \$113,895.



## **ORDINANCE #2020.9.1**

**AN ORDINANCE MAKING APPROPRIATIONS FOR THE SUPPORT OF THE CITY OF FLATONIA, TEXAS FOR THE FISCAL YEAR BEGINNING OCTOBER 1, 2020 AND ENDING SEPTEMBER 30, 2021; APPROPRIATING MONEY TO A SINKING FUND TO PAY INTEREST AND PRINCIPAL DUE ON THE CITY'S INDEBTEDNESS; AND ADOPTING THE ANNUAL BUDGET FOR THE CITY OR FLATONIA, TEXAS FOR THE 2020-2021 FISCAL YEAR WHICH INCLUDES THE GENERAL FUND, THE UTILITY FUND AND THE FLATONIA ECONOMIC DEVELOPMENT CORPORATION FUND.**

**WHEREAS**, the annual budget for the City of Flatonia, Texas (appended as Exhibit "A") for the fiscal year beginning October 1, 2020 and ending September 30, 2021, was duly presented to the City Council by the City Manager; and

**WHEREAS**, a public hearing on said budget was ordered by the City Council and was held on September 8, 2020 and notice of said public hearing was caused to be given by the City Council; and

**WHEREAS**, said notice was published in the Flatonia Argus and said public hearing was held according to said notice.

**NOW, THEREFORE, BE IT ORDAINED BY THE CITY COUNCIL OF THE CITY OF FLATONIA, TEXAS:**

**SECTION 1.** That the City Manager's proposed Fiscal Year 2020-2021 Budget for the fiscal year beginning October 1, 2020 and ending September 30, 2021, as shown in words and figures in Exhibit "A", is hereby approved in all respects and adopted as the budget of the City of Flatonia, Texas for the fiscal year beginning October 1, 2020 and ending September 30, 2021 in compliance with provisions of Chapter 1, Section 5 of the Flatonia City Code which sets forth certain very specific requirements as to the City of Flatonia,

**SECTION 2.** That there is hereby appropriated the sum of \$ 2,028,808 to the General Fund for the payment of operating expense and necessary capital outlay for the City Government.

**SECTION 3.** That there is hereby appropriated the sum of \$ 3,607,358 to the Utility Fund for the operating expense and necessary capital outlay for the Utility Departments.

**SECTION 4.** That included in the appropriations set forth in Sections 1 and 2 is the sum of \$171,270.00 for the interest and sinking fund for the payment of debt service created by the City of Flatonia.

**SECTION 5.** That there is hereby appropriated the sum of \$ 113,895 to the payment of programs and projects, including capital projects, and operating expenses of the Flatonia Economic Development Corporation out of sales taxes allocated to economic development.

**SECTION 6.** That the City Council hereby confers upon the City Manager general authority to contract for expenditures without further approval of the Council for all budgeted items the cost of which do not exceed the constitutional and statutory requirements for competitive bidding.

**SECTION 7.** That this ordinance shall become effective from and after its passage.

**PASSED AND APPROVED** on this 22<sup>nd</sup> day of September 2020, with \_\_ Council members voting for and \_\_ Council members voting against.

---

Bryan Milson  
Mayor

**ATTEST:**

---

Sarah Novo  
City Manager

**APPROVED AS TO FORM:**

---

Maria Angela Flores Beck  
City Attorney



# **Annual Budget**

## **Fiscal Year**

### **2020-21**

**This budget will raise more total property taxes than FY20 budget by \$15,979 (3.4%). \$4,279 is tax revenue from new property added to the tax roll this year. TX. LGC 102.007(c)**

# Table of Contents

Tax Statement	12
<b>2020-2021 Budget (FY21)</b>	12
Elected and Appointed Officials	13
Elected Officials	13
Appointed Officials	13
Department Directors	13
Budget Letter	14
Economic Outlook	4
Future Concerns	5
Conclusion	5
FY20 Proposed Budget	17
<b>Budgetary Priorities and Focus</b>	17
Minimum Fund Balances	17
General and Utility Fund Summary	19
General Fund Summary	19
General Fund Department Detail	20
Utility Funds Summary	10
Utility Funds by Service Area	22
<b>Major Sources of Revenue</b>	24
Tax Revenue Detail	14
Property Tax	25
Sales Tax	27
<b>Debt Service</b>	28
<b>Capital Planning</b>	29
<b>Personnel</b>	21
<b>Fiscal Year 2021 City of Flatonia Budget</b>	22
<b>Fiscal Year 2021 Flatonia Economic Development Corporation Budget</b>	41

## Tax Statement

### **2020-2021 BUDGET (FY21)**

**This budget will raise more revenue from property taxes than the last year's budget by an amount of \$15,979, which is a 3.4% increase from last year's budget. The property tax revenue from new property added to the tax roll this year is \$4,279.**

**The average taxable value of a residential homestead in the City of Flatonia this year is \$146,969, a 3.52% increase from the previous year (2019-20), and a 5.42% increase from (2018-19). With the adopted rate of \$0.3150 per \$100 of taxable value (which is consistent with 2019-20, but \$0.0050/\$100 lower than 2018-19). However, your individual taxes may vary at a greater or lesser rate, or even decrease, depending on the change in the taxable value of your property in relation to the change in taxable value of all other property and the adopted tax rate.**

# Elected and Appointed Officials

## ELECTED OFFICIALS

Bryan Milson.....Mayor  
Catherine Steinhauser.....Mayor Pro-Tem  
Mark Eversole.....Councilmember  
Dennis Geesaman.....Councilmember  
Donna Cockrell.....Councilmember  
Ginny Needham-Sears.....Councilmember

## APPOINTED OFFICIALS

Sarah Novo.....City Manager  
Angela Beck Esq.....City Attorney  
Kathy Mladenka.....Municipal Court Judge

## DEPARTMENT DIRECTORS

Lee Dick.....Chief of Police  
Jack Pavlas.....Director of Utilities  
Vacant.....City Secretary

# Budget Letter

**September 22, 2020**

**Honorable Mayor and City Council of Flatonia, Texas**

Please accept on behalf of myself and the City's Executive Management Team the Budget for Fiscal Year 2020-2021.

## INTRODUCTION

The Budget for Fiscal Year 2020-2021 was prepared during national and local efforts to combat COVID-19. The physical and fiscal challenges and uncertainties associated with the impacts of COVID-19 are anticipated to continue through this Fiscal Year and into the next budget year.

Much of the fiscal uncertainty for the City of Flatonia relates to revenue losses resulting from widespread business closures, required by a statewide stay-at-home order that has been in place since late March. Some easing of the business and personal restrictions appears to be under consideration for the May through June 2020 timeframe.

This Budget anticipates an 2.4% (\$5,734) increase in Sales Tax revenues for FY21 over the FY20 budget and a 48.82% decline between FY20 and FY21 revenue over expenditure due to the Shelter in Place order and state authorized deferral programs. Property Taxes are projected to be up approximately 4.73% (\$15,979) for FY 2020-2021. Additional reduction in some of the above categories is probable, but unpredictable at this time. We will continue to monitor and refine our projections, as the year progresses.

In light of the significant challenges outlined above, we have taken steps to control or reduce operating costs and have deferred several non-essential capital expenses.

The budget for Fiscal Year 2020-2021 is a balanced budget.

In accordance with Texas Statute and the City of Flatonia Code of Ordinances, the annual budget for fiscal year 2021 (FY21), beginning October 01, 2020, and ending September 30, 2021, is submitted for approval. The FY21 budget maintains existing service levels and implements budget requests and priorities identified during the strategic planning process with inputs from city departments and the city council. The budget relies on conservative revenues and is based on a tax rate of \$0.3150 per \$100 of valuation, which is consistent

with the FY20 budget, but is \$0.0050/\$100 lower than the FY19 budget. Total projected revenue from ad valorem is \$353,788 for FY21.

The budget also serves as a document for the City of Flatonia; establishing city priorities, goals, and programs for the upcoming year. The budget contains the appropriations necessary to achieve specified services, functions, and activities essential to the accomplishment of the city's objective to enhance the quality of life for the city's residents and businesses.

### ECONOMIC OUTLOOK

For FY20, the real Gross Domestic Product (GDP) for the United States was forecast to slow to 2.0%, from 2.2% in 2019 supporting strong labor market conditions that feature low unemployment and rising wages. In just a few months, the COVID-19 pandemic devastated the U.S. economy. Growth declined by 5% in the first quarter, signaling the onset of a 2020 recession. In April, retail sales plummeted 16.4% nationwide as governors closed non-essential businesses. As companies furloughed workers, the number of unemployed shot up to 23 million across the country.

It is predicted that U.S. GDP growth will contract by 6.5% in 2020. It will rebound to a 5% growth rate in 2021 and 3.5% in 2022. (Federal Open Market Committee).

The unemployment rate for the United States will average 9.3% in 2020. That's much higher than the Fed's 6.7% target. It is expected to drop to 6.5% in 2021 and 5.5% in 2022. The rate peaked at 14.7% in April 2020.

More than 20 million workers were let go from their jobs in response to the pandemic.

The real unemployment rate includes the underemployed, the marginally attached, and discouraged workers. For that reason, it is around double the widely reported rate. [Source: Bureau of Economic Analysis].

Inflation is expected to average 0.8% in 2020. It will rise to 1.6% in 2021 and 1.7% in 2022. The core inflation rate strips out volatile gas and food prices. The Fed prefers to use that rate when setting monetary policy. The core inflation rate will average 1.0% in 2020, 1.5% in 2021, and 1.7% in 2022. The core rate is well below the Fed's 2% target inflation rate. The U.S. Inflation Rate History and Forecast helps predict the coming years' inflation levels. [Source: Congressional Budget Office].

With the addition of Sonic at Amigos in FY20, the Amigos truck and car washes, and several historic district businesses opening in FY21, conservative estimates for total sales tax



projections for FY21 should increase by 2.4% (\$5,734) in Sales Tax revenues for a total of \$353,788. New home starts in FY21 are projected to see another 2-4 new homes built in Flatonia. The city budget maintains the same general sales tax rate going to the city general fund of 1%, while the Flatonia EDC receives a dedicated sales tax of .5%.

### FUTURE CONCERNS

The budget addresses the immediate operational needs of the City of Flatonia. In contrast with FY 20, this budget places numerous capital outlay projects and purchases on hold for the Parks Department and the Utility Department. The city manager has prioritized capital outlays and other project lists and will program funding while balancing unknown/unexpected resource requirements that may arise.

The budget proposes a dedicated savings plan that goes into effect if the fund balance at the end of FY21 exceeds \$50,000. Should this occur, \$50,000 will be set aside in the money market account for the purpose of future wastewater treatment plant sludge removal or contribution toward a mechanical wastewater treatment facility should grant funding be awarded. This will be a planning factor in future budgets as well, to increase the funds available to address this project.

### CONCLUSION

The budget authorizes spending within conservative revenue estimates while ensuring that the city will be able to continue to meet the needs of its residents and businesses.

Budgeting and prioritizing the city's spending will continue to be monitored closely for FY21. The city cannot address all of its needs in any single budget year; however, working together, the city's staff and elected and appointed officials will continue to use a multi-year approach so that the city's long-term objectives of a sustainable, superior quality of life for the residents of Flatonia can be realized.

Sincerely,



Sarah Novo

City Manager, Flatonia, TX

## FY21 Proposed Budget

The proposed budget for FY21 is balanced with estimated revenues of \$5,680,882 and estimated expenses of \$5,636,166, which includes debt services expenses of \$171,270. This produces a positive balance sheet with a total fund balance at the end of FY21 of \$44,716. Starting FY21, the money market account will have at least \$52,655 (current balance as of 9/8/2020). The TexPool savings account is at \$366,693. Combined, the money market and TEXPOOL accounts equal \$419,348, which covers our 60-day reserve (\$418,000) to run the city in the event of a catastrophe. The master list of capital improvement projects totals \$131,617, with the other project lists for all other non-capital improvement projects totals \$38,250.

### **Budgetary Priorities and Focus**

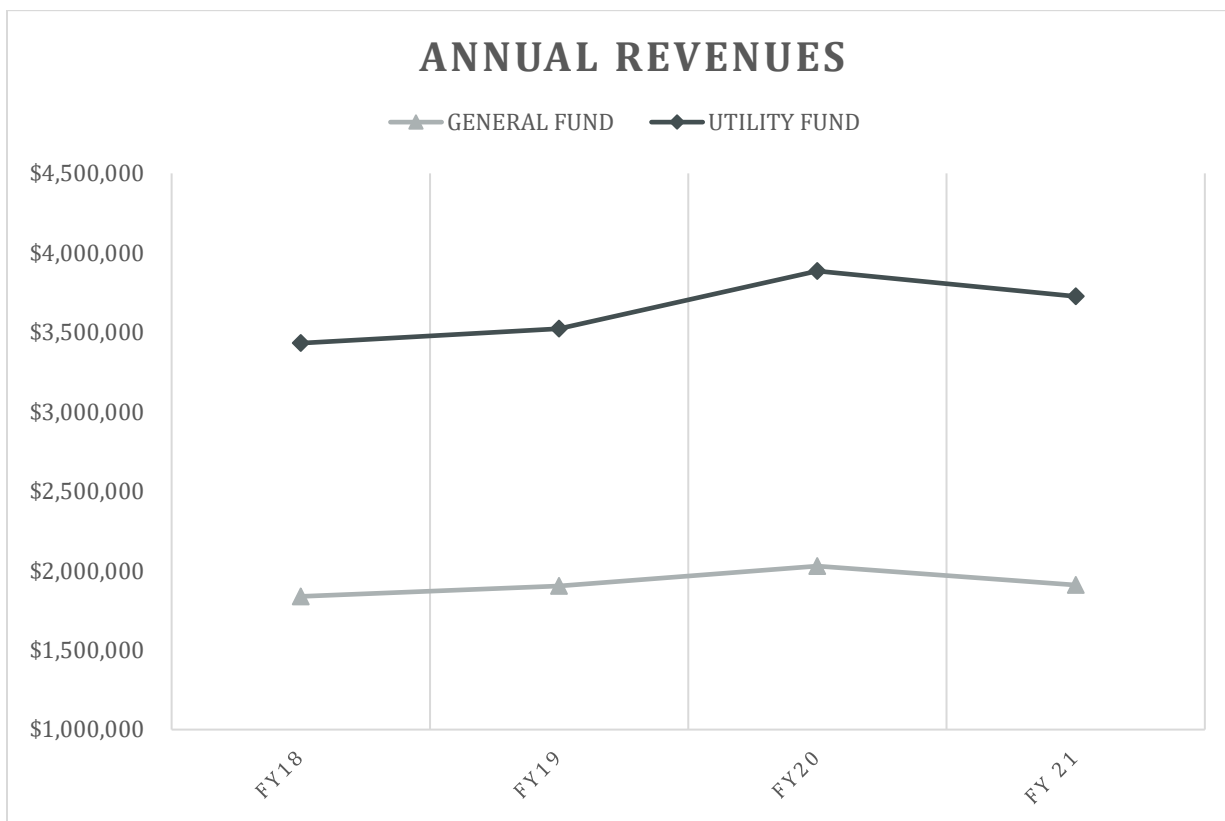
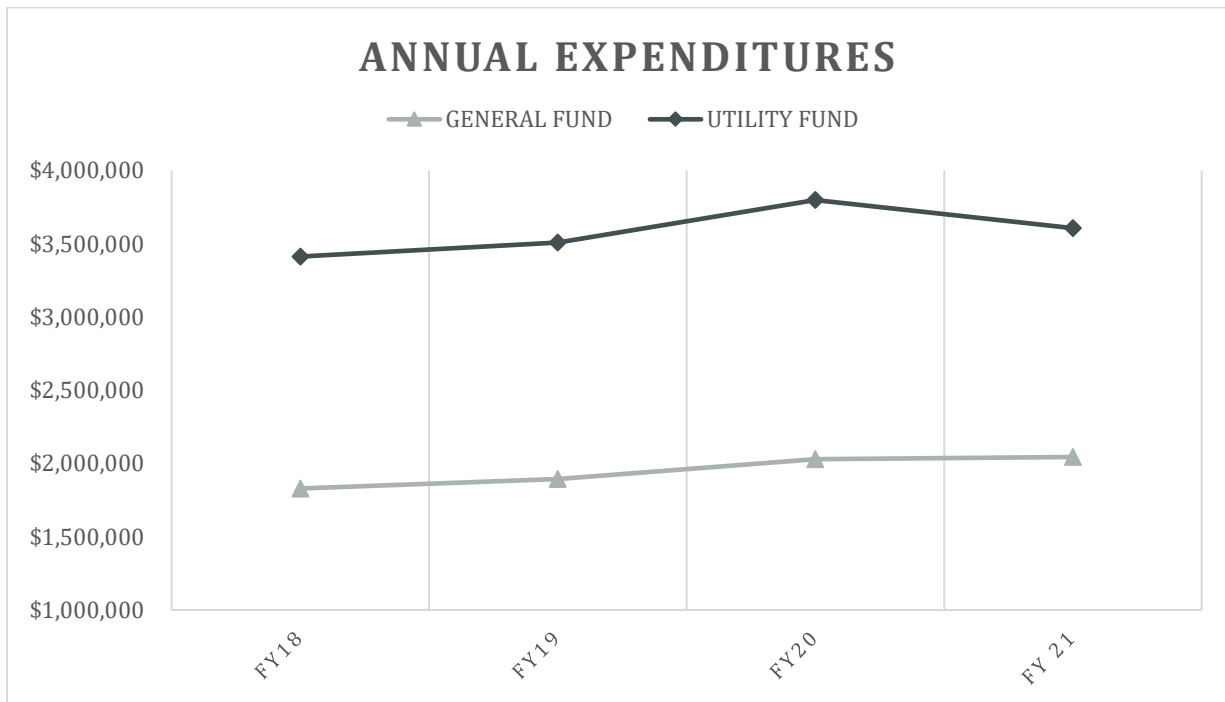
The FY21 proposed budget is designed to provide for the needs of Flatonia's residents as well as the needs of the city, including the continual need for equipment upgrades for the utility department. This budget takes into account the necessity to maintain or improve municipal service levels in a manner that is consistent with the financial policies adopted by the city council.

### **Minimum Fund Balances**

The City Manager, as the budget officer for the City of Flatonia, has established the following:

1. A 60-day reserve shall be maintained between the city's money market and TexPool accounts which is equivalent to \$418,000. The current 60-day reserve fund is \$419,348.
2. The city shall have a TexPool municipal government investment savings account. As debt is closed, those payments are expected to be made to the TexPool account to build for a larger future capital outlay if required.

## GENERAL AND UTILITY BUDGET COMPARISONS



## Overview of Proposed Budget and Significant Funds

The FY21 Budget includes total revenues of \$5,680,882 and total expenditures of \$5,636,166 with a funds balance of \$44,716.

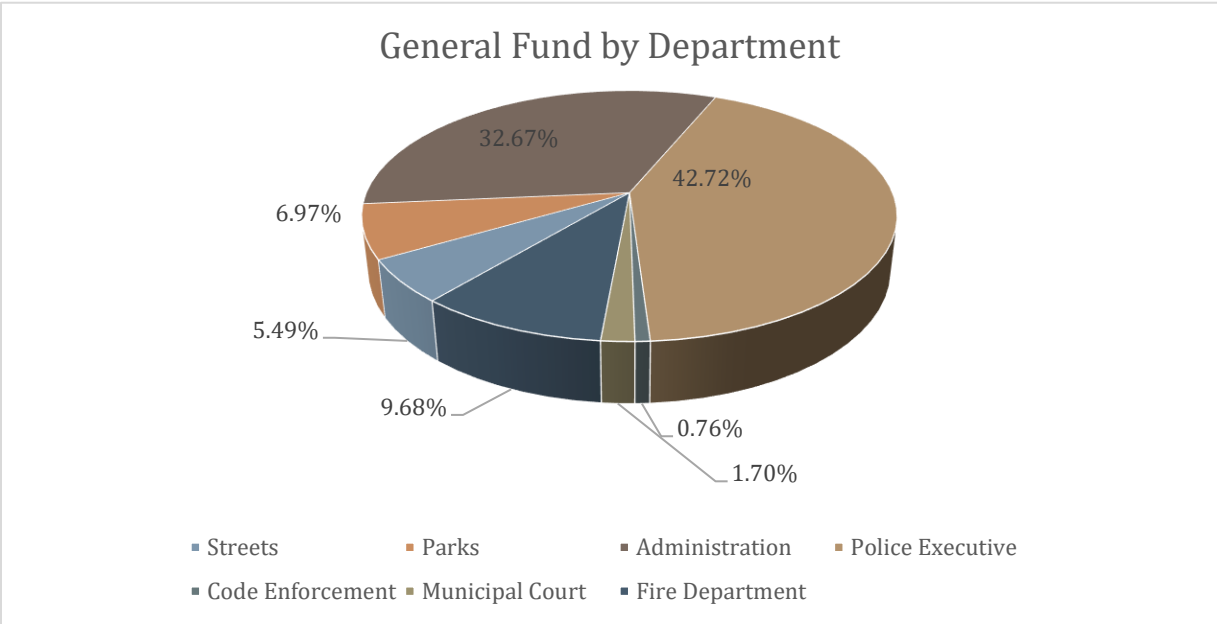
### General and Utility Fund Summary

<b>BUDGET SUMMARY</b>								
							\$ Difference from Prev FY	% Difference from Prev FY
			FY18	FY19	FY20	FY 21		
<b>GENERAL FUND</b>								
<b>REVENUES</b>			\$1,838,222	\$1,903,287	\$2,028,768	\$1,954,154	(\$74,614)	-3.92%
<b>EXPENDITURES</b>			\$1,829,464	\$1,893,429	\$2,028,395	2,028,808	413	0.02%
<b>GENERAL FUND BALANCE</b>			<b>\$8,758</b>	<b>\$9,858</b>	<b>\$372</b>	<b>(\$74,654)</b>		
<b>UTILITY FUND</b>								
<b>REVENUES</b>			\$3,431,750	\$3,521,754	\$3,885,532	\$3,726,728	(\$158,804)	-4.51%
<b>EXPENDITURES</b>			\$3,413,027	\$3,508,215	\$3,798,524	\$3,607,358	(\$191,166)	-5.45%
<b>UTILITY FUND BALANCE</b>			<b>\$18,723</b>	<b>\$13,539</b>	<b>\$87,008</b>	<b>\$119,370</b>		
<b>Total Revenue</b>			<b>\$5,269,972</b>	<b>\$5,425,041</b>	<b>\$5,914,300</b>	<b>\$5,680,882</b>	<b>(\$233,418)</b>	<b>-4.30%</b>
<b>Total Expenditures</b>			<b>\$5,242,491</b>	<b>\$5,401,644</b>	<b>\$5,826,919</b>	<b>5,636,166</b>	<b>(\$190,753)</b>	<b>-3.53%</b>
<b>Total Remaining Balances</b>			<b>\$27,481</b>	<b>\$23,397</b>	<b>\$20,029</b>	<b>\$44,716</b>		

### General Fund Summary

The information below illustrates the percentage divisions of the budget for each general fund department. Administration and Police are the two largest departments in terms of expenditures representing 32.67% and 42.27% of the proposed FY21 budget respectively. The general fund is projected to collect -6.23% less and spend 0.02% more in FY21 than in FY20. Expenditures equate to \$413 more in FY21 than in FY20, and \$135,379 more than in FY19 signifying a substantial reduction of non-essential operational costs.

General Fund by Department					
Department	Budget 2019	Budget 2020	Proposed 2021	Percent of Budget	Change 2020-2021
Streets	106,665	\$105,342	112,318	5.49%	6,976
Parks	111,204	\$132,913	142,475	6.97%	9,563
Administration	699,056	681,053	667,955	32.67%	(13,098)
Police Executive	737,684	857,459	873,370	42.72%	15,911
Code Enforcement	24,300	20,890	15,500	0.76%	(5,390)
Municipal Court	24,154	\$32,951	34,780	1.70%	1,828
Fire Department	190,366	197,787	197,910	9.68%	122
	\$1,893,429	\$2,028,395	\$2,044,308		15,913

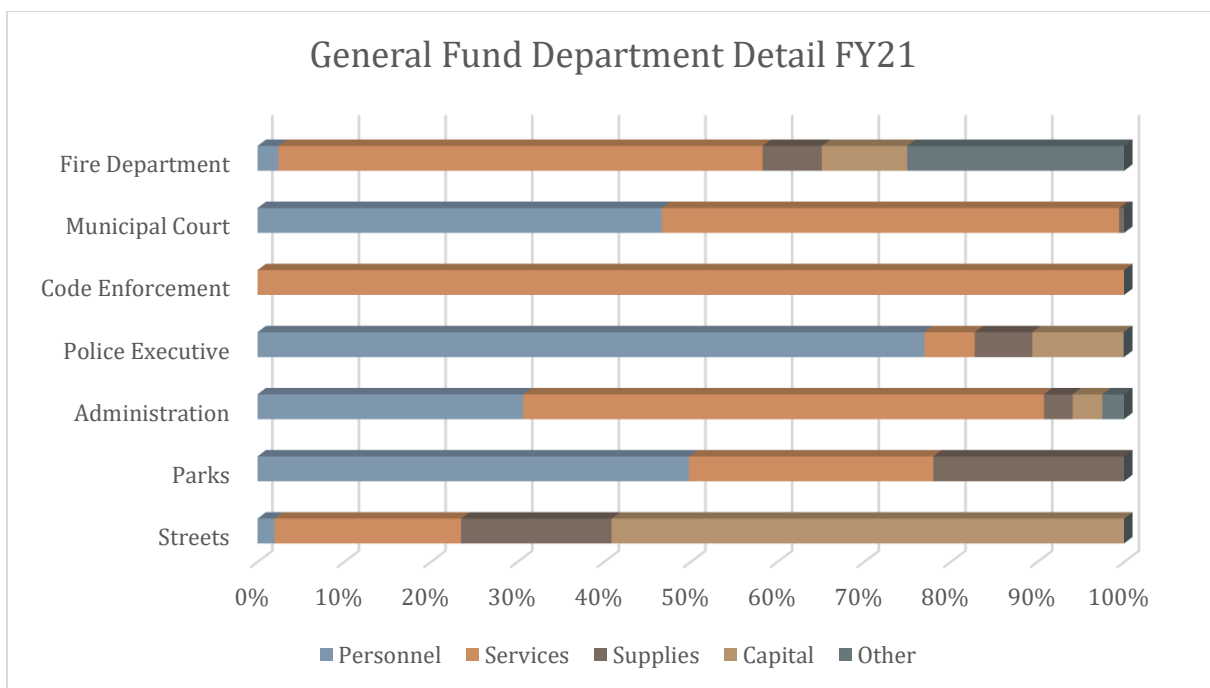


**General Fund Department Detail**

The information below illustrates the breakdown within each division of the departments that are tied to the general fund. Total labor expenses in the general fund for FY21 are projected to be \$971,396.

### General Fund Expenses Budget FY21 - Department Detail

Department	Personnel	Services	Supplies	Capital	Other	TOTAL
<b>Streets</b>	2,200	24,201	19,500	66,417	-	<b>\$112,318</b>
<b>Parks</b>	70,970	40,155	31,350	-	-	<b>\$142,475</b>
<b>Administration</b>	205,015	401,233	22,095	22,959	16,653	<b>\$667,955</b>
<b>Police Executive</b>	672,203	50,703	58,000	91,715	750	<b>\$873,370</b>
<b>Code Enforcement</b>	-	15,500	-	-	-	<b>\$15,500</b>
<b>Municipal Court</b>	16,235	18,345	200	-	-	<b>\$34,780</b>
<b>Fire Department</b>	4,773	110,610	13,500	19,527	49,500	<b>\$197,910</b>
<b>TOTALS</b>	<b>\$971,396</b>	<b>\$660,747</b>	<b>\$144,645</b>	<b>\$200,617</b>	<b>\$66,903</b>	<b>\$2,044,308</b>

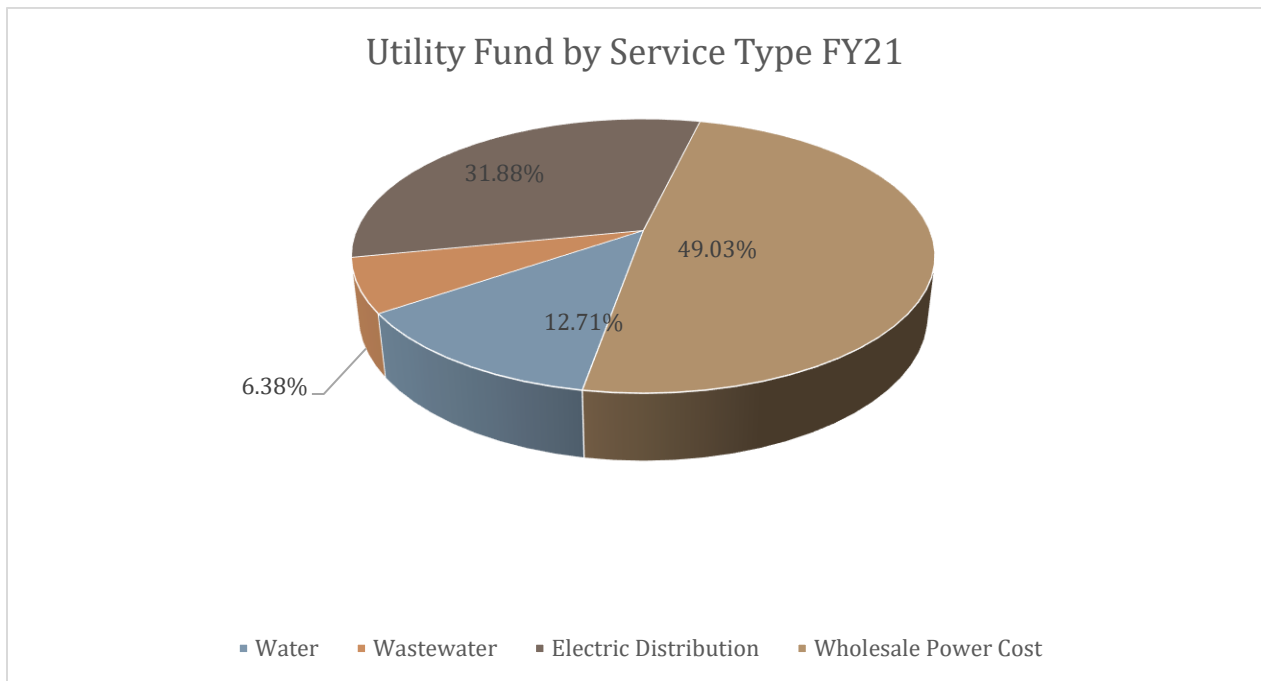


### Utility Funds Summary

The proposed utility funds budget expenses are projected to see a 5.03% decrease in comparison to FY20. The decreases are due to a planned suspension of non-essential citywide capital expenditures and equipment purchases for this FY. Amigos is expected to open truck and car wash facilities within this FY, and expansion of the Flatonia ISD facility is nearing completion. The implementation of these projects are anticipated to increase water and wastewater expenses.

## Utility Funds by Service Area

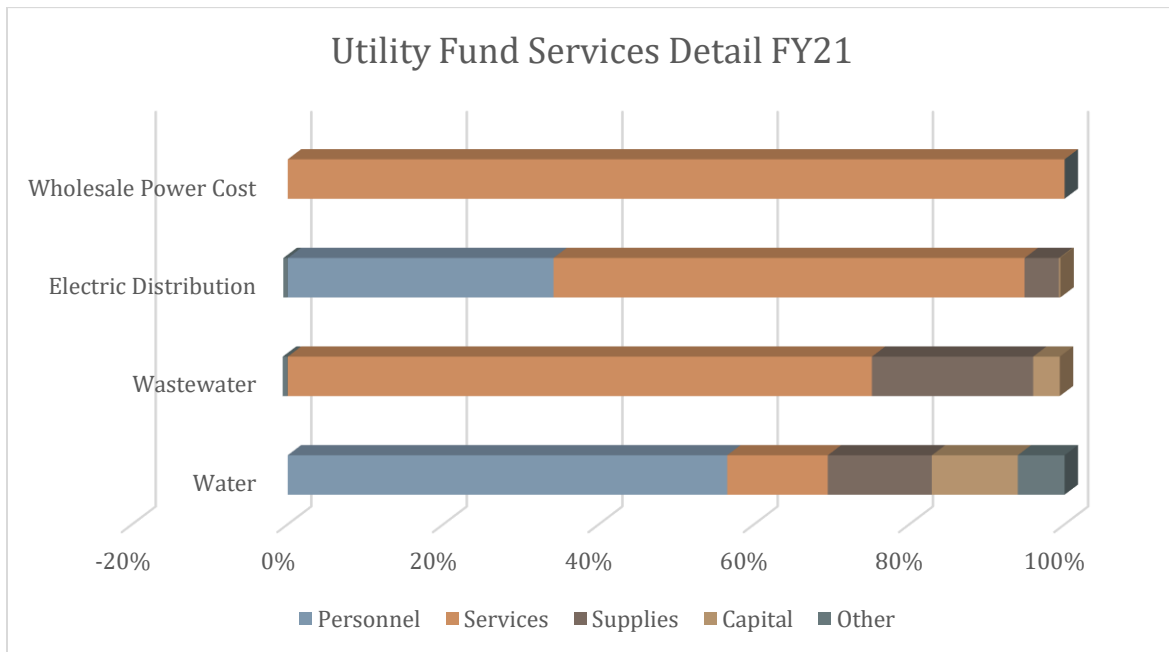
Utility Fund by Department					
Department	Budget 2019	Budget 2020	Proposed 2021	Percent of Budget	Change 2020-2021
Water	419,717	488,472	458,451	12.71%	(30,020)
Wastewater	\$255,168	\$273,551	\$230,080	6.38%	(\$43,471)
Electric Distribution	\$1,107,626	\$1,267,786	\$1,150,111	31.88%	(\$117,674)
Wholesale Power Cost	\$1,725,704	\$1,768,715	\$1,768,715	49.03%	\$0
	\$3,508,215	\$3,798,524	\$3,607,358		(\$191,166)



As indicated in the pie chart above, wholesale power cost represents 49.03% of all utility fund expenditures. The City of Flatonía owns its electric distribution system and purchases power from The Lower Colorado River Authority (LCRA). In addition to the cost of power purchase, the city charges distribution fees to cover the costs of utility infrastructure and labor. Total fully burdened labor charges in the utility fund total \$656,507.

### Utility Fund Expenses Budget FY21 - Department Detail

Department	Personnel	Services	Supplies	Capital	Other	TOTAL
<b>Water</b>	259,192	59,418	61,450	50,751	27,640	<b>\$458,451</b>
<b>Wastewater</b>	-	175,135	48,381	8,000	(1,436)	<b>\$230,080</b>
<b>Electric Distribution</b>	397,314	705,604	51,548	2,000	(6,355)	<b>\$1,150,111</b>
<b>Wholesale Power Cost</b>	-	1,768,715	-	-	-	<b>\$1,768,715</b>
<b>TOTALS</b>	<b>\$656,507</b>	<b>\$2,708,872</b>	<b>\$161,379</b>	<b>\$60,751</b>	<b>\$19,849</b>	<b>\$3,607,358</b>
<b>COMBINED TOTALS</b>	<b>\$1,627,903</b>	<b>\$3,369,619</b>	<b>\$306,024</b>	<b>\$261,368</b>	<b>\$86,752</b>	<b>\$5,651,666</b>



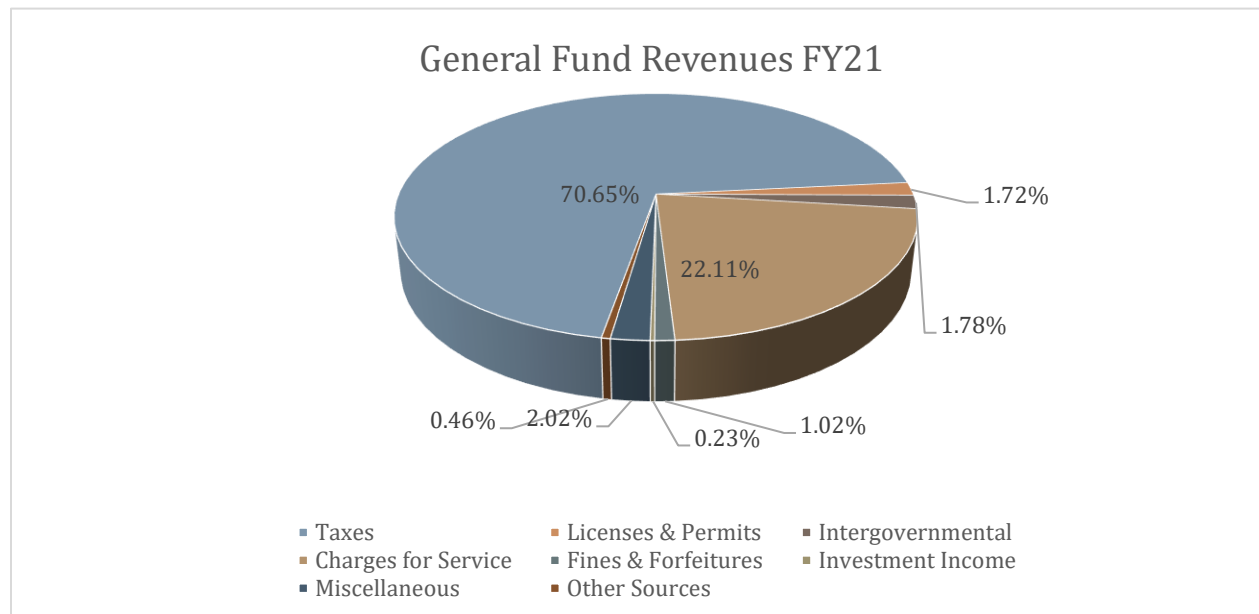
As the table and chart above illustrate, the wholesale power cost and wastewater line items do not currently have personnel allocated to them. Any personnel associated with power purchase and wastewater services are allocated to the electric distribution and water service areas respectively. "Other" expenses in water and wastewater are attributed to debt service for past capital projects including the city's arsenic filter system and wastewater pond maintenance.



## Major Sources of Revenue

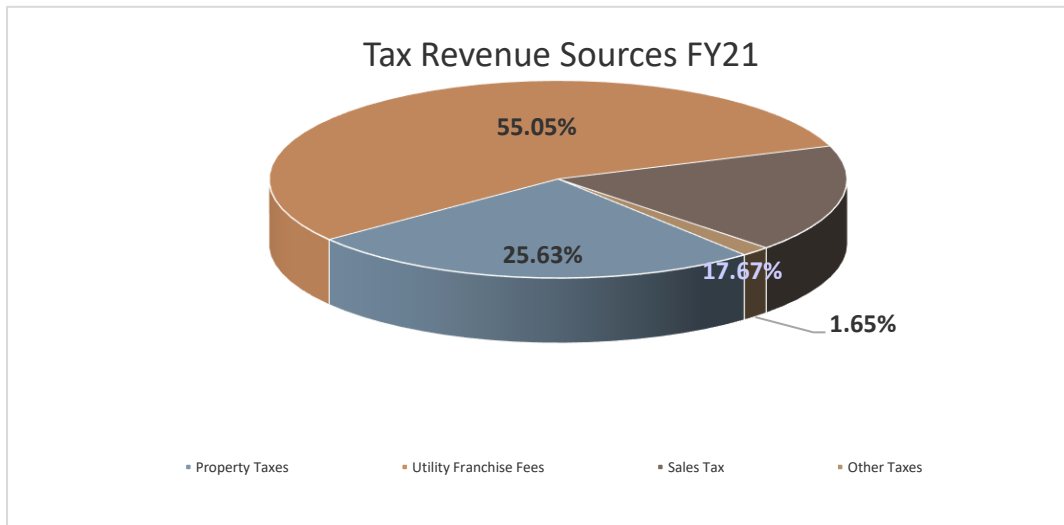
General Fund Sources of Revenue									Budget	Percent	Change
Revenue Source	FY13	FY14	FY15	FY16	FY17	FY18	FY19	FY 20	FY 21	of Budget	2020-2021
Taxes	1,068,436	1,108,764	1,044,527	1,131,768	\$1,218,628	\$1,278,722	\$1,362,455	\$1,375,700	1,380,608	70.65%	4,908
Licenses & Permits	13,414	17,284	9,350	9,350	\$39,026	\$19,500	\$16,400	\$32,850	33,600	1.72%	750
Intergovernmental	112,148	76,979	-	1,217	\$3,452	\$1,000	\$0	\$33,009	34,841	1.78%	1,832
Charges for Service	330,898	376,202	343,425	374,425	\$459,332	\$409,200	\$443,100	\$484,831	\$432,100	22.11%	(\$52,731)
Fines & Forfeitures	65,662	62,054	62,000	62,000	\$22,834	\$46,500	\$7,400	\$31,623	20,000	1.02%	(11,623)
Investment Income	831	691	350	350	\$10,430	\$4,800	\$7,500	\$11,250	4,500	0.23%	(6,750)
Miscellaneous	41,759	148,678	24,590	24,590	\$158,756	\$69,000	\$57,432	\$59,505	39,505	2.02%	(20,000)
Other Sources	559,587	600,754	9,000	9,000	\$9,072	\$9,500	\$9,000	\$0	9,000	0.46%	9,000
<b>TOTALs</b>	<b>\$2,192,735</b>	<b>\$2,391,406</b>	<b>\$1,493,242</b>	<b>\$1,612,700</b>	<b>\$1,921,530</b>	<b>\$1,838,222</b>	<b>\$1,903,287</b>	<b>\$2,028,768</b>	<b>\$1,954,154</b>		<b>(74,614)</b>

The majority of the city’s revenue is derived from taxes (70.65%) and charges for service (22.11%). Over 90% of the revenue from “Charges for Service” is related to the city’s solid waste services which are provided by Texas Disposal Systems (TDS). In addition to collecting the TDS fees, the city charges a service fee for administering trash service to our customers.



## Tax Revenue Detail

Only 43.3% of all general fund tax revenue is derived from property and sales taxes.



General Fund Tax Revenue Sources									Budget	Percent	Change
Taxes	FY13	FY14	FY15	FY16	FY17	FY18	FY19	FY 20	FY21	of Budget	2020-2021
Property Taxes	\$191,689	\$205,300	\$235,127	\$286,368	337,888	312,922	333,155	337,809	353,788	25.63%	15,979
Utility Franchise Fees	\$482,328	\$465,302	\$486,500	\$493,000	673,750	700,000	735,000	771,000	760,000	55.05%	(11,000)
Sales Tax	\$341,789	\$380,151	\$268,000	\$275,000	191,628	250,000	270,000	238,286	244,020	17.67%	5,734
Other Taxes	\$1,985	\$4,469	\$2,400	\$2,400	3,461	2,800	24,300	28,605	22,800	1.65%	(5,805)
<b>TOTALs</b>	<b>\$1,017,791</b>	<b>\$1,055,222</b>	<b>\$992,027</b>	<b>\$1,056,768</b>	<b>\$1,206,727</b>	<b>\$1,265,722</b>	<b>\$1,362,455</b>	<b>\$1,375,700</b>	<b>\$1,380,608</b>		<b>\$4,908</b>

## Property Tax

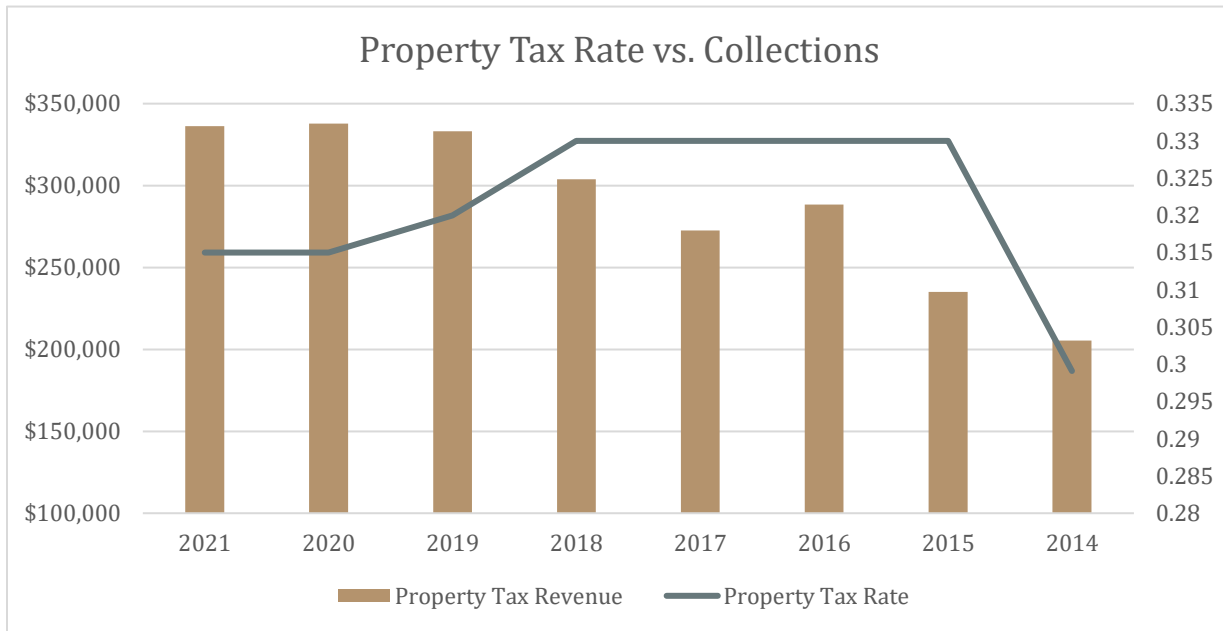
The proposed FY21 budget is based on a property tax rate of \$0.3150 per \$100 valuation, which is consistent with FY20 valuation, but \$0.0050/\$100 less than in FY19 and less than both the 2019 effective tax rate and rollback rate.

2020 saw an increase in the value of property in Fayette County. The average family home value in Flatonia was \$141,875 in 2019 and increased to \$146,969 in 2020. Based on the tax numbers received from the Fayette County Appraisal District, the total taxable value for the City of Flatonia increased from 107,240,843 in 2019 to \$112,313,801 in 2020. The

2020 no new revenue rate is \$.3048/\$100 of valuation and the voter approval rate is \$.3157/\$100 of valuation.

The no new revenue rate is the tax rate necessary to collect the same dollar amount of property tax revenue as in the previous year based upon the taxing jurisdiction’s total appraised value. This FY21 budget continues a trend dating back a number of years where the adopted tax rate had been \$.3300/\$100 of valuation or less. In the last two years (FY19 and FY20), the city council has lowered the adopted tax rate to the current level used in the FY20 budget of \$.3150/\$100 of valuation. FY21 maintains this valuation. This budget is predicated on levying a rate of \$.3150/\$100 of valuation.

The revenue derived from sales tax is allocated to the general fund and available for any use authorized.



	2021	2020	2019	2018	2017	2016	2015	2014
Property Tax Revenue	\$336,169	\$337,809	\$333,155	\$303,922	\$272,550	\$288,466	\$235,127	\$205,300
Property Tax Rate	0.315	\$ 0.3150	\$ 0.3200	\$ 0.3300	\$ 0.3300	\$ 0.3300	\$ 0.3300	\$ 0.2991
Certified Appraised Value	\$ 112,313,801	\$ 107,240,843	\$ 104,110,991	\$ 92,097,460	\$82,591,147	\$ 89,568,044	\$ 69,347,005	\$ 65,090,874

The bar graph above reflects both the historic property tax rate and dollar amount of revenues collected for the City of Flatonia since 2014.

## Sales Tax

The tables below may look busy, but they are easy to understand. **Table 1** is the historic and projected sales tax numbers collected (**to be collected**) for the City of Flatonia. In 2018, the total sales tax collected was re-apportioned with 1% going to the City and 0.5% going to the Flatonia Economic Development Corporation (EDC). **Table 2** shows that portion of the City's sales tax and **Table 3** is the portion going to the Flatonia EDC. All numbers in red are projections using historical data. For FY21, the historical data collected is averaged for the year prior.

In summary, the City expects in FY21 to collect a total of \$366,408 in sales tax, of which, \$244,020 goes to the City's general fund and \$122,388 goes to the Flatonia EDC.

**Table 1: Monthly City Sales Tax Collected (City & EDC since Feb 2016)**

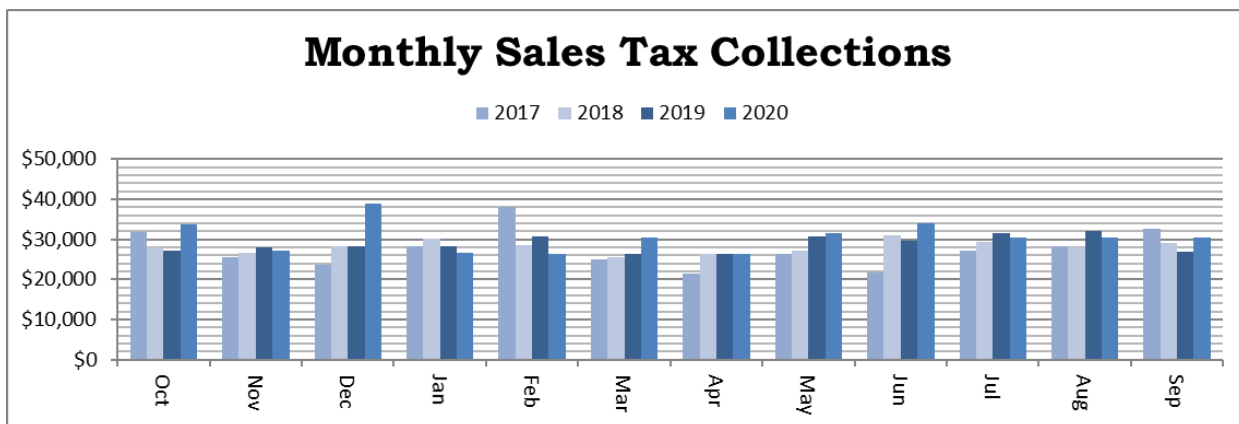
FY	Oct	Nov	Dec	Jan	Feb	Mar	Apr	May	Jun	Jul	Aug	Sep	TOTAL
2005	\$16,092	\$13,538	\$20,816	\$14,015	\$12,184	\$18,833	\$14,852	\$15,417	\$20,269	\$17,109	\$17,624	\$30,917	\$211,666
2006	\$15,984	\$18,905	\$29,292	\$15,314	\$13,666	\$17,522	\$14,947	\$16,069	\$18,773	\$17,482	\$15,530	\$17,103	\$210,588
2007	\$15,884	\$16,467	\$21,845	\$16,458	\$13,293	\$18,272	\$14,725	\$14,653	\$20,914	\$17,110	\$16,570	\$18,213	\$204,404
2008	\$15,408	\$15,353	\$20,588	\$14,256	\$14,081	\$18,754	\$15,908	\$15,581	\$20,186	\$20,270	\$17,394	\$21,439	\$209,219
2009	\$15,887	\$16,651	\$23,181	\$15,415	\$14,331	\$19,755	\$17,008	\$17,638	\$20,605	\$18,011	\$18,845	\$18,124	\$215,449
2010	\$16,328	\$18,954	\$20,729	\$15,164	\$19,771	\$19,423	\$13,527	\$19,070	\$24,517	\$19,356	\$15,308	\$24,396	\$226,542
2011	\$18,857	\$18,807	\$21,850	\$16,989	\$14,246	\$23,735	\$18,242	\$15,423	\$24,877	\$15,322	\$23,671	\$20,757	\$232,774
2012	\$16,424	\$21,174	\$24,862	\$18,582	\$18,704	\$29,274	\$16,942	\$24,848	\$25,806	\$22,436	\$28,019	\$22,790	\$269,860
2013	\$29,570	\$27,700	\$32,700	\$34,698	\$35,955	\$54,354	\$11,498	\$27,940	\$24,694	\$31,017	\$27,719	\$23,394	\$361,238
2014	\$29,595	\$28,802	\$34,140	\$39,940	\$24,734	\$36,487	\$38,547	\$38,425	\$24,466	\$45,171	\$30,913	\$37,031	\$408,251
2015	\$36,917	\$23,937	\$25,580	\$23,158	\$23,627	\$23,229	\$28,547	\$24,333	\$33,942	\$34,177	\$26,729	\$26,117	\$330,293
2016	\$26,022	\$25,388	\$37,405	\$20,823	\$36,249	\$24,603	\$14,156	\$32,057	\$21,173	\$22,404	\$31,502	\$22,825	\$314,607
2017	\$31,934	\$25,623	\$23,610	\$28,368	\$38,099	\$24,927	\$21,546	\$26,393	\$21,830	\$27,240	\$28,304	\$32,743	\$330,617
2018	\$27,874	\$26,655	\$28,291	\$30,222	\$28,469	\$25,403	\$26,234	\$27,225	\$31,115	\$29,412	\$28,117	\$29,096	\$338,114
2019	\$27,189	\$27,954	\$28,243	\$28,294	\$30,644	\$26,488	\$26,368	\$30,749	\$29,552	\$31,634	\$31,962	\$27,029	\$346,106
2020	\$33,658	\$27,057	\$39,009	\$26,557	\$26,309	\$30,475	\$26,253	\$31,465	\$34,018	\$30,534	\$30,534	\$30,534	\$366,404
2021	\$30,534	\$30,534	\$30,534	\$30,534	\$30,534	\$30,534	\$30,534	\$30,534	\$30,534	\$30,534	\$30,534	\$30,534	\$366,408

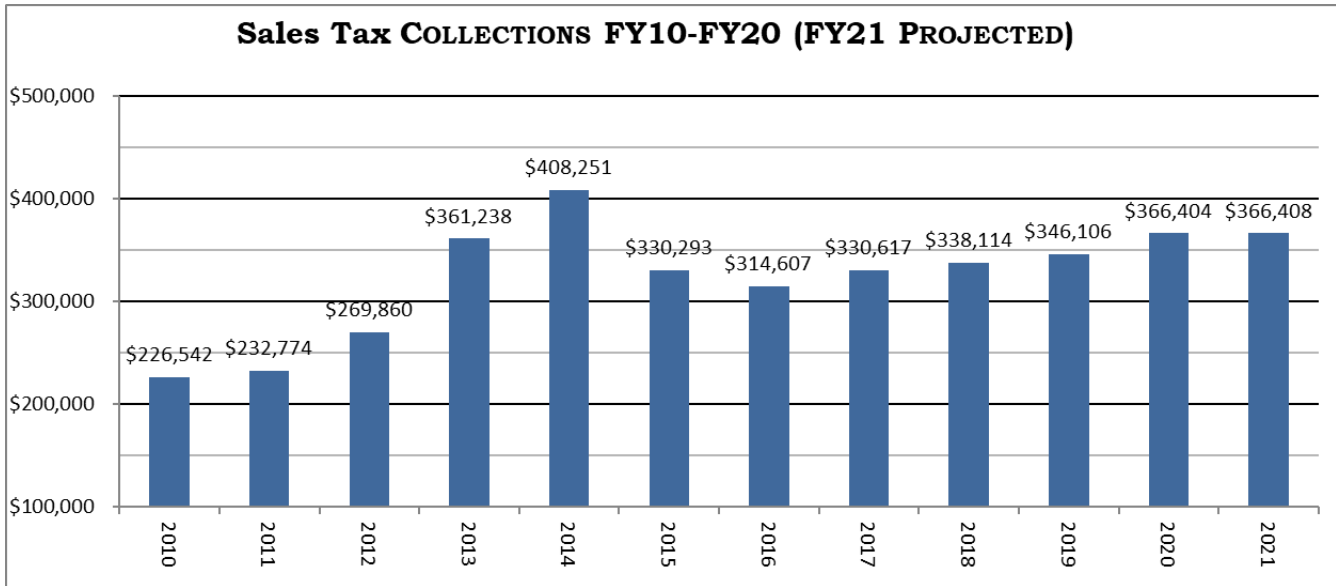
**Table 2: Monthly City Sales Tax Collected (City Only)**

2018	\$27,874	\$26,655	\$19,861	\$20,148	\$18,979	\$16,935	\$17,489	\$18,150	\$20,743	\$19,608	\$18,809	\$20,204	\$245,456
2019	\$18,616	\$17,785	\$17,147	\$20,339	\$22,192	\$15,910	\$16,904	\$21,156	\$18,927	\$21,215	\$21,301	\$18,013	\$229,505
2020	\$22,416	\$18,020	\$25,980	\$17,687	\$17,522	\$20,296	\$17,484	\$20,956	\$22,656	\$20,335	\$20,335	\$20,335	\$244,020
2021	\$20,335	\$20,335	\$20,335	\$20,335	\$20,335	\$20,335	\$20,335	\$20,335	\$20,335	\$20,335	\$20,335	\$20,335	\$244,020

**Table 3: Monthly City Sales Tax Collected (EDC Only)**

2018	\$0	\$0	\$8,430	\$10,074	\$9,490	\$8,468	\$8,745	\$9,075	\$10,372	\$9,804	\$9,308	\$8,892	\$92,658
2019	\$8,573	\$10,169	\$11,096	\$7,955	\$8,452	\$10,578	\$9,464	\$9,593	\$10,625	\$10,418	\$10,661	\$9,016	\$116,601
2020	\$11,219	\$9,019	\$13,003	\$8,852	\$8,968	\$10,158	\$8,751	\$10,488	\$11,328	\$10,199	\$10,199	\$10,199	\$122,384
2021	\$10,199	\$10,199	\$10,199	\$10,199	\$10,199	\$10,199	\$10,199	\$10,199	\$10,199	\$10,199	\$10,199	\$10,199	\$122,388





### Debt Service

The City of Flatonia does not levy property tax to pay down its existing debt. Instead existing cash reserves and annual revenues from all sources are utilized to satisfy debt obligations. The table below lists all current debt obligations. These obligations carry a “tax pledge” or guarantee by the city that it will levy enough property tax to pay the debt if at any time revenue from other sources becomes insufficient to pay the debt. The table below shows the existing debt services, the annual amounts, and the years they expire. The column highlighted in “grey” shows the numbers imbedded into the FY21 budget. Of note, the FY21 budget realizes the benefit of no further debt service payments on the 1999 bond for the wastewater treatment plant sludge removal.

DEBT SERVICES												
Billing Code	DEBT Name	FY17	FY18	FY19	FY20	FY21	FY22	FY23	FY24	FY25	FY26	FY27
**4521.4220 4540.4220	Police Dept/Fire Dept New Building	\$39,848	\$39,940	\$40,005	\$40,043	\$39,053	\$39,063	\$39,045				
4400.4210/4220	New Vehicle/Equip/Radios (2014)	\$22,458	\$22,458	\$22,458	\$22,458	\$22,458						
4580.5110	Wastewater Sludge Removal Bonds	\$35,442	\$35,769	\$36,075	\$36,362							
4570.5110	Arsenic Filtration System	\$35,000	\$30,000	\$30,000	\$30,000	\$30,000	\$30,000	\$30,000	\$30,000	\$30,000	\$35,000	
4570.4600	Front End Loader from RDO		\$14,072	\$21,108	\$21,108	\$21,108	\$21,108	\$21,108	\$7,036			
4521.4250	Police Vehicles/Ford Explorers	\$0	\$0	\$42,640	\$42,640	\$42,640	\$42,640	\$42,640				
4521.4250	Police Vehicles/Chevy Tahoes				\$16,011	\$16,011	\$16,011	\$16,011	\$16,011	\$16,011	\$16,011	
		\$132,748	\$142,239	\$192,286	\$208,622	\$171,270	\$148,822	\$148,804	\$53,047	\$46,011	\$51,011	\$0

## **Capital Planning**

The City of Flatonia engaged in comprehensive planning efforts many times over the past several decades. A major part of any comprehensive planning effort by the city involves estimating the useful life of its assets as well as maintenance and replacement costs. Due to lack of sufficient funding, many of these assets had not been replaced in the past. In the past three years, the city has upgraded a number of much needed pieces of utility heavy equipment as well as six new police vehicles. The capital projects in the short-term focus on street paving at \$66,417, and \$20,000 allocated toward water and wastewater line replacement projects necessary due to aging infrastructure. The table below is the list of historical projects and those notated for the FY21 capital improvement plan.

## CAPITAL PROJECTS 5 YEAR PROJECTION

DESCRIPTION	FY16	FY17	FY18	FY19	FY20	FY 21
<b>GENERAL FUND PROJECTS</b>						
Street Paving	118,000	150,000	95,000	65,518	65,938	66,417
Grant-City Match Four Emerg Sirens (Hazard Mit)		46,600				
City Match CDBG Comprehensive Planning Grant			3,990			
Park's Department Lawn Mower (60")			10,000			
Police Vehicles	10,000					
Police Vehicle Outfitting (Excursion)		21,000				
Police Vehicle Light Bar (Troy/Liz)		1,900				
2nd Street Curb	-	4,900		-	-	
Parks Improvements		12,500				
SUBTOTAL GF PROJECTS	\$ 118,000	\$ 236,900	\$ 108,990	\$ 65,518	\$ 65,938	\$ 66,417
<b>GENERAL FUND TRANSFERS</b>						
Funding to Achieve a 60-day City Reseve Fund	-	175,000	-	-	-	
SUBTOTAL GF TRANSFERS	\$ -	\$ 175,000	\$ -	\$ -	\$ -	
<b>UTILITY FUND PROJECTS</b>						
Enclose Filtration Unit Plant3 (Arsenic Filters)	-	17,307	-	-	-	
Arsenic Filter Layne-ox medium cleaning				25,000		
Nikel-Mica Water Line			6,784			
Utility Pickup w/ Storage Bed			-	-	45,000	
Backhoe w/ extend-arm						
Hydrovac Machine					16,000	
Hydrovac Trailer					5,143	
Backhoe JD 310 Series					78,313	
Water Truck/and or Water Tank Buffalo for Dump Trk					500	
Roller (used)		67,837				
Maintainer		29,000				
Grant-City Match Lift Station Generators (Hazard Mit)		25,353				
Cap Well at S. Main & Market	-	15,600	-	-	-	
Waterline Replacement	-	20,000	15,000	10,000	10,000	10,000
Wastewater Line Replacement			10,000	7,500	10,000	10,000
Grant (difference bid/grant) CDBG street & sewer project						
Wastewater Plant Maintenance (Clean Ponds)	-	338,852	-	-	-	
SUBTOTAL	\$ -	\$ 513,949	\$ 31,784	\$ 35,000	\$ 164,956	\$ 20,000
<b>Totals</b>		<b>\$750,849</b>	<b>\$140,774</b>	<b>\$100,518</b>	<b>\$230,894</b>	<b>\$86,417</b>

The table below is similar to the capital projects list above; however, it shows the list of all projects desired but not necessarily funded. Only the amounts notated under the FY21 line are accounted for within the FY21 budget. Any block unshaded holding a dollar figure is a placeholder for consideration but not accounted for within any FY budget. The eight-digit numbers on the far right are the budget line items associated with each project.

<b>ALL OTHER PROJECTS 7 YEAR PROJECTION</b>									
	FY20	FY21	FY22	FY23	FY24	FY 25	FY 26	FY 27	
<b>PARKS Department</b>									
<b>Railroad Park</b>									
Interior Lighting in Caboose									4250.2220
<i>Jail Visitor Rail</i>									4250.2220
Paint RR Caboose									4250.2220
Bridge to Jail									
Trails		1000							4250.3164
Park Signs for all three kiosks									4250.2220
<b>Total</b>	\$ -	\$ 1,000	\$ -	\$ -	\$ -	\$ -	\$ -	\$ -	
<b>Central Park</b>									
Center Table Gazebo									4250.2220
Gazebo Roof									4250.2220
Historic Gazebo Roof (Shingles)		10,500							4250.2220
<b>Total</b>	\$ -	\$ -	\$ -	\$ -	\$ -				
<b>7-Acre Park</b>									
Trail Lighting									4250.2220
Disc Golf Map									4250.2220
Disc Golf Numbering									4250.2220
Soccer Goals and Nets									4250.2220
Restroom Facility		5000							4250.2220
Soccer Field Lighting (Musco)			68000						4250.2220
<b>Total</b>	\$ 5,000	\$ -	\$ 68,000	\$ -	\$ -				
<b>McWhirter Park</b>									
<i>Concrete Pool Area</i>									4250.2220
1. Metal Roof Bath/Shade									4250.2220
2. Softball Field 1st Base Duggout									4250.2220
3. Pool Shading									4250.2220
McWhirter Concession Repair									4250.2220
Bridge									
6' Chain Link on Foul Lines									4250.2220
6' Outfield Fence			5000						4250.2220
<i>McWhirter Fence/Gate</i>									4400.2220
<i>Electrical to Softball Field</i>									
<i>Water to Dugouts</i>									
Pool building		5000							4250.2220
Lamp posts, maint., basketball restripe		4250							4250.2220
Dirt for Baseball/Softball Fields	3000	3000							4250.2220
<b>Total</b>	\$ 3,000	\$ 12,250	\$ 5,000	\$ -	\$ -				



<b>Mulberry Creek Connector</b>									
Trail	2500								4250.2220
Trail Lighting									
Lighting for Parking Lot	1500								4250.2220
Restroom Facility									
Splashpad Benches (4)	3600								4250.2220
Splashpad									4250.2220
<b>Total</b>	<b>\$ 7,600</b>	<b>\$ -</b>	<b>\$ -</b>	<b>\$ -</b>	<b>\$ -</b>	<b>\$ -</b>			
<b>Garbade Park</b>									
Cover Over Bleachers									
<i>Paint Bleachers/Garbade</i>									4250.2220
Garbade Concession Repair									4250.2220
Gravel Loads to Playground									4250.2220
<b>Total</b>	<b>\$ -</b>	<b>\$ -</b>	<b>\$ -</b>	<b>\$ -</b>	<b>\$ -</b>	<b>\$ -</b>			
<b>Public Works Department</b>									
Street Sweeper-#3									4150.4600
Dump Trucks									4150.4600
Reconductor/Elec Distribution-#4									4590.4600
Water Tank w/ 8' Bar for Dump Trk	8500								4570.4600
ASCO sweeper			35000						
<b>Total</b>	<b>\$ 8,500</b>	<b>\$ -</b>	<b>\$ 35,000</b>	<b>\$ -</b>	<b>\$ -</b>	<b>\$ -</b>			
<b>Administration Department</b>									
Paint City Hall (Ext)	7500								4400.2220
City Hall Remodel/Paint (Int)		7500							4400.2220
LED Lights in City Buildings									4400.2220
Park House Reroof									4400.2220
CCA Remodel in Civic Center	1750								4400.2222
Chamber Restrooms Remodel									4400.2220
American Legion Hall		1500							4400.2223
Police Dept Covered Parking									4521.2220
Park signs		2500							4250.3174
PD building dryrot repair		3500							4250.2220
Golf Course Maint (City Property)	7500	7500	7500	7500	7500				4250.2220
<b>Total</b>	<b>\$ 16,750</b>	<b>\$ 22,500</b>	<b>\$ 7,500</b>	<b>\$ 7,500</b>	<b>\$ 7,500</b>	<b>\$ -</b>			
<b>Hotel &amp; Motel Occupancy Tax Fund (City's Portion)</b>									
Historic District Signs									HOT \$
<i>LED Lights in Hist. Dist.</i>									HOT \$
Fayette County Tourism	2500	2500							HOT \$
Website Development									HOT \$
Civic Center Restrooms/Public	5000								HOT \$
<b>Total</b>	<b>\$ 7,500</b>	<b>\$ 2,500</b>	<b>\$ -</b>	<b>\$ -</b>	<b>\$ -</b>	<b>\$ -</b>			

## Personnel

The City of Flatonia currently employs 21 full-time employees. Cost savings have been realized as a result of unfilled vacancies, retirement and restructuring of department functions. The FY21 budget includes a 1.7% Cost of Living Adjustment (COLA) for all employees, which matches the increase in the Consumer Price Index of all goods and services.

This concludes the budget report.

**CITY OF FLATONIA ANNUAL BUDGET FOR FY2021**

<b>BUDGET BREAKDOWN SUMMARY</b>		<b>Budget</b>	
		<b>2021</b>	
<b>GENERAL FUND</b>			
REVENUE		\$ 1,954,154	
	EXPENDITURES	\$ 2,028,808	
<b>ADJUSTED GENERAL FUND BALANCE</b>		\$ (74,654)	
TOTAL CAPITAL IMPROVEMENT PROJECTS		\$ 66,417	
TOTAL DEBT SERVICES OBLIGATIONS		\$ 120,162	
<b>ENDING GENERAL FUND BALANCE</b>		\$ (74,654)	
<b>UTILITY FUND</b>			
REVENUES		\$ 3,726,728	
	EXPENDITURES	\$ 3,607,358	
<b>ADJUSTED UTILITY FUND BALANCE</b>		\$ 119,370	
TOTAL CAPITAL IMPROVEMENT PROJECTS		\$ 69,000	
TOTAL DEBT SERVICES OBLIGATIONS		\$ 51,108	
<b>ENDING UTILITY FUND BALANCE</b>		\$ 119,370	

**BUDGETED FY21 GENERAL AND UTILITY FUNDS REVENUES OVER EXPENSES**

<b>BUDGET BREAKDOWN SUMMARY</b>		<b>Budget</b>	
		<b>2021</b>	
<b>GENERAL FUND ONLY</b>			
REVENUE		\$ 1,954,154	
	EXPENDITURES	\$ 2,028,808	
<b>General Fund Revenue Over Expenses</b>		<b>(\$74,654)</b>	
<b>UTILITY FUND ONLY</b>			
REVENUES		\$ 3,726,728	
	EXPENDITURES	\$ 3,607,358	
<b>Utility Fund Revenue Over Expenses</b>		<b>\$ 119,370</b>	
TOTAL GENERAL AND UTILITY REVENUES		\$ 5,680,882	
TOTAL GENERAL AND UTILITY EXPENSES		\$ 5,636,166	
<b>FY21 BUDGETED REV OVER EXP</b>		<b>\$ 44,716</b>	

10-GENERAL FUND			
GENERAL FUND REVENUE			
Account Number	Account Name	Budget 2021	Notes
<b>Taxes Received</b>			
3110	Ad Valorem Taxes Current	353,788	2021 = 112,313,801 at \$0.3150/\$100 (2020= 102,240,843 at \$0.3150/\$100)
3112	Ad Valorem Taxes Delinquent	6,000	
3113	Penalties & Interest Prop Tax	5,000	
3117	Telephone Co. Franchise Fee	9,000	
3119	Utility Fund Franchise Fees	760,000	Utility Fund Franchise Fees
3130	Sales Tax Revenue	244,020	
3143	Mixed Beverage Tax	2,800	
<b>TOTAL TAX REVENUE</b>		<b>1,380,608</b>	
<b>Licenses &amp; Permits</b>			
3210	Business Licenses & Permits		
3220	Dog Licenses	100	
3222	Building Permits	33,000	
3230	Other Licenses & Permits	500	
<b>TOTAL LICENSES &amp; PERMITS</b>		<b>33,600</b>	
<b>Intergovernmental Rev</b>			
3330	FISD School Resources Officer	34,841	New for FY20 - Split 50/50 with FISD renewed annually
3332	Harvey Grant Payments		
3334	State Grants		
3335	Police Dept. Grants		
<b>TOTAL INTERGOVERNMENTAL REV</b>		<b>34,841</b>	
<b>Charges for Service</b>			
3430	Return Check Fee	400	
3442	Penalties & Interest	5,000	
3443	Refuse Collection	420,000	Several commercial accts cancelled dumpsters, lower pickup frequency
3450	Limb Chipping Revenue	500	
3469	Code Enforcement Revenue		
3475	Park Revenue	5,000	
3491	Cemetery	1,200	
<b>TOTAL CHARGES FOR SERVICE</b>		<b>5432,100</b>	
<b>Fines &amp; Forfeitures</b>			
3510	Fines	10,000	
3511	Court Costs	10,000	85% to Line 4530.2361
<b>TOTAL FINES &amp; FORFEITURES</b>		<b>20,000</b>	
<b>Investment Income</b>			
3610	Interest Earnings	4,500	
<b>TOTAL INVESTMENT INCOME</b>		<b>4,500</b>	
<b>Miscellaneous Revenue</b>			
3810	Post Office Rent	9,985	
3811	Miscellaneous Revenue	15,000	
3812	Water Tower Antenna Rental	520	
3815	Rent Softball Field	3,000	
3820	Land Lease/Royalty	6,000	
3830	Insurance Reimbursement	5,000	
3832	Restricted Donation		
3835	Loan Proceeds		
<b>TOTAL MISCELLANEOUS REVENUE</b>		<b>39,505</b>	
<b>Other Financing Sources</b>			
3930	Fire Department Donation	9,000	FY 20 Removed from the Budget. FY 21 reinstated
3935	FD Donations for Cap Projects		Transfers - other funds code 3999
<b>TOTAL OTHER FINANCING SOURCES</b>		<b>9,000</b>	
<b>TOTAL REVENUES</b>		<b>1,954,154</b>	

**GENERAL FUND EXPENSES****STREETS**

## Personnel Services

4150.1023	Clerical/Laborer		
4150.1100	Stand By		
4150.1110	Longevity		
4150.1120	Overtime		
4150.1200	Social Security		
4150.1210	Medicare		
4150.1215	LT/ST Disability Insurance		
4150.1220	Group Health Insurance		
4150.1230	Group Dental Insurance		
4150.1240	Retirement		
4150.1250	Unemployment Tax (SUTA)		
4150.1255	Life Flight		
4150.1270	Certificate Pay		
4150.1280	Workers Comp	2,200	
<b>TOTAL PERSONNEL SERVICES</b>		<b>2,200</b>	

## Services

4150.2100	Engineering		
4150.2103	Medical Expense		
4150.2220	Building & Grounds	500	
4150.2224	Motor Vehicle Repair	1,500	
4150.2225	Heavy Equipment	2,500	
4150.2226	Machinery & Equipment	7,000	
4150.2227	Paving & Drainage Supplies	9,000	
4150.2230	Rental of Equipment		
4150.2310	General Liability Insurance	901	
4150.2311	Auto Liability & Phys. Damage	2,800	
4150.2325	Radio Service		
4150.2350	Travel		
<b>TOTAL SERVICES</b>		<b>24,201</b>	

## Supplies

4150.3111	Ice, Cups, Etc.	100	
4150.3112	Fuel	3,500	
4150.3113	Oil & Grease	300	
4150.3114	Chemicals	500	
4150.3120	Utilities	12,000	
4150.3160	Minor Tools & Equipment	200	
4150.3164	Parts & Materials	600	
4150.3170	Wearing Apparel	1,000	
4150.3172	Miscellaneous	100	
4150.3174	Signal, Markers & Barricades	1,200	
<b>TOTAL SUPPLIES</b>		<b>19,500</b>	

## Capital Outlays

4150.4144	Street Improvements		
4150.4600	Capital Outlays	66,417	Listed in Capital Projects Tab (02614+3800 (incidentals)- street improvements)
<b>TOTAL CAPITAL OUTLAYS</b>		<b>66,417</b>	
<b>TOTAL Streets</b>		<b>112,318</b>	

**PARKS**

Personnel Services

4250.1023	Clerical/Laborer	32,871	
4250.1025	Pool Staff	17,000	
4250.1110	Longevity	432	
4250.1120	Overtime	986	3%
4250.1200	Social Security	3,092	
4250.1210	Medicare	723	
4250.1215	LT/ST Disability Insurance	114	
4250.1220	Group Health Insurance	8,820	8820/pp
4250.1230	Group Dental Insurance	452	451.68/pp
4250.1240	Retirement	5,223	
4250.1250	Unemployment Tax (SUTA)	49	
4250.1255	Air Evac	55	
4250.1280	Worker's Compensation	1,154	
<b>TOTAL PERSONNEL SERVICES</b>		<b>70,970</b>	

Services

4250.2100	Engineering Services		
4250.2103	Medical Expense		
4250.2220	Building and Grounds	33,250	Linked to Other Projects Tab - increase by 7500 for golf course & 5k for pool bldg and roof 6/23 CC
4250.2225	Heavy Equipment		
4250.2226	Machinery and Equipment		
4250.2310	General Liability Insurance	4,155	
4250.2311	Auto Liability & Phys. Damage		
4250.2325	Radio Service	250	
4250.2350	Travel		
4250.2370	Education & Training	2,500	
<b>TOTAL SERVICES</b>		<b>40,155</b>	

## Supplies

4250.3111	Ice, Cups, Etc		
4250.3112	Fuel	700	
4250.3113	Oil & Grease	50	
4250.3114	Chemicals	750	
4250.3120	Utilities	20,000	
4250.3160	Minor Tools & Equipment	350	
4250.3164	Parts & Materials	5,250	
4250.3170	Wearing Apparel	750	
4250.3171	Medical Supplies		
4250.3172	Miscellaneous	1,000	
4250.3174	Signs, Markers & Barricades	2,500	Linked to other projects tab.
4250.3176	Janitorial Supplies		
<b>TOTAL SUPPLIES</b>		<b>31,350</b>	

## Capital Outlays

4250.4600	Capital Outlay Expenses		
<b>TOTAL CAPITAL OUTLAYS</b>		<b>-</b>	

**TOTAL Parks****142,475****ADMINISTRATION**

## Personnel Services

4400.1010	Mayor/Council	1,800	
4400.1021	Executive	142,515	
4400.1023	Clerical/Laborer	800	
4400.1110	Longevity	1,710	
4400.1200	Social Security	10,072	
4400.1210	Medicare	2,066	
4400.1215	LT/ST Disability Insurance	500	
4400.1220	Group Health Insurance	17,640	
4400.1230	Group Dental Insurance	903	
4400.1235	CM Life Insurance	1,200	
4400.1240	Retirement	22,972	
4400.1250	Unemployment Tax (SUTA)	162	
4400.1255	Air Evac	110	
4400.1270	Certificate Pay	1,800	
4400.1280	Workers Comp	765	
<b>TOTAL PERSONNEL SERVICES</b>		<b>205,015</b>	

Services

4400.2101	Grant Consultant		
4400.2102	Legal	15,000	
4400.2103	Medical Expense		
4400.2105	Financial Consultants	13,000	
4400.2106	Fayette Appraisal District Fee	8,450	
4400.2107	Codification	900	
4400.2110	Election Expense	1,500	
4400.2111	FD Donations Funds - Transfer	9,000	Removed from Budget FY 20. Reinstated FY 21
4400.2130	Computer Service	1,000	
4400.2140	Tourism & Promotions		Comes out of HOT
4400.2210	Cleaning	3,500	
4400.2211	Refuse Disposal	300,000	
4400.2219	Post Office Expenses	1,500	
4400.2220	Building & Grounds	7,500	Linked to Other Projects Tab. City hall interior paint
4400.2221	Park House	1,000	
4400.2222	Civic Center	1,000	
4400.2223	American Legion Hall Repair	1,500	Linked to Other Projects Tab. Hall repair and maint.
4400.2233	Vehicle Allowance	3,600	
4400.2234	Office Equipment Lease	3,000	
4400.2310	General Liability Insurance	5,850	
4400.2311	Auto Liability & Phys. Damage	68	
4400.2320	Telephone	7,750	
4400.2321	Computer Access - Internet Con		
4400.2325	Reverse 911 (Connect CTY)	1,600	
4400.2330	Advertising & Public Notices	850	
4400.2340	Printing	3,000	
4400.2350	Travel	5,500	
4400.2360	Professional Services		
4400.2361	Surety Bonds	500	
4400.2362	Recording Fees		
4400.2370	Education & Training	2,200	
4400.2371	Memberships	2,405	
<b>TOTAL SERVICES</b>		<b>401,233</b>	

Supplies

4400.3112	Fuel		
4400.3115	Postage	1,000	
4400.3116	Office Supplies	2,500	
4400.3117	Dntwn Beautification Supplies	1,000	
4400.3120	Utilities	8,200	
4400.3140	Books		
4400.3171	Medical Supplies		
4400.3172	Miscellaneous	7,000	
4400.3173	Council		
4400.3174	Employee Relations	2,500	
4400.3176	Janitorial Supplies		
4400.3820	Royalty Expenses	(105)	
4400.3912	Transfer Out Grant Fund		
4400.3936	Transfer Out Debt Service		
<b>TOTAL SUPPLIES</b>		<b>22,095</b>	

Capital Outlays

4400.4130	Grant Match		
4400.4141	Cemetery		
4400.4210	Debt Interest	2,484	Listed in Debt Srvc Tab - FY 21 last year
4400.4220	Debt Principal	19,975	Listed in Debt Srvc Tab - FY 21 last year
4400.4240	Computer Software	500	
4400.4600	Capital Outlays (See Notes)		
<b>TOTAL CAPITAL OUTLAYS</b>		<b>22,959</b>	<b>19.77%</b>

Other Costs

4400.7100	County Airport Expense	4,500	
4400.7200	Programs	10,100	Cris Ctr-\$1.6, Lib-\$6k, Cuts-\$2k CAC-\$500
4400.7210	Animal Shelter	3,120	
4400.7240	Cemetery Contribution	1,200	
4400.7300	Bad Debt Expense	(2,267)	
<b>TOTAL OTHER COSTS</b>		<b>16,653</b>	
<b>TOTAL Administration</b>		<b>667,955</b>	

**POLICE**

## Personnel Services

4521.1021	Executive	68,357	
4521.1023	Patrol Officers	383,288	
4521.1024	Reserve Officers	1,000	
4521.1100	Stand By		
4521.1110	Longevity	1,680	
4521.1120	Overtime	10,798	
4521.1200	Social Security	28,981	
4521.1210	Medicare	6,788	
4521.1215	LT/ST Disability Insurance	1,676	
4521.1220	Group Health Insurance	74,970	
4521.1230	Group Dental Insurance	3,839	
4521.1240	Retirement	74,390	
4521.1250	Unemployment Tax (SUTA)	469	
4521.1255	Life Flight	467	
4521.1260	Uniform Pay		
4521.1270	Certificate Pay	4,500	
4521.1280	Workers Comp	11,000	
<b>TOTAL PERSONNEL SERVICES</b>		<b>672,203</b>	

## Services

4521.2103	Medical Expense	1,000	
4521.2130	Computer Service	2,500	
4521.2220	Building & Grounds	2,300	
4521.2224	Motor Vehicle Repair	10,000	
4521.2310	General Liability Insurance	5,862	
4521.2311	Auto Liability & Phys. Damage	6,102	
4521.2320	Telephone	10,820	
4521.2325	Radio Service	3,869	
4521.2330	Advertising & Public Notices	250	
4521.2340	Printing	250	
4521.2350	Travel	2,000	
4521.2361	Buy Money		
4521.2370	Education & Training	5,000	
4521.2371	Memberships	250	
4521.2375	Radar Equip. Recertification	500	
<b>TOTAL SERVICES</b>		<b>50,703</b>	



Supplies

4521.3111	Ice, Cups, Etc.		
4521.3112	Fuel	20,000	
4521.3115	Postage	200	
4521.3116	Office Supplies	6,100	Linked to Police Dept. Tab
4521.3120	Utilities	3,000	
4521.3140	Books	500	
4521.3160	Minor Tools & Equipment	2,700	
4521.3170	Wearing Apparel	9,000	
4521.3171	Medical Supplies	500	
4521.3172	Miscellaneous	10,000	Linked to Police Dept. Tab
4521.3175	Signs, Markers, Etc.	500	
4521.3176	Janitorial Supplies	500	
4521.3177	Ammunition	5,000	
<b>TOTAL SUPPLIES</b>		<b>58,000</b>	

Capital Outlays

4521.4210	PD Debt Interest	3,000	Linked to Debt Services Tab - split 50/50 with FD 4540.4220
4521.4220	PD Debt Principal	16,527	Linked to Debt Services Tab - split 50/50 with FD 4540.4220
4521.4230	Furniture/Office Equipment		
4521.4235	Computer Hardware	4,000	Listed in Police Dept. Tab
4521.4240	Computer Software	9,500	Listed in Police Dept. Tab
4521.4250	Police Vehicle & Outfitting	58,688	Listed in Debt Services Tab
4521.4260	Equipment		Listed in Police Dept. Tab
4521.4600	Capital Outlays		
<b>TOTAL CAPITAL OUTLAYS</b>		<b>91,715</b>	

Other

4521.7200	Programs	750	
4522.7210	Grant Expenditures		
<b>TOTAL OTHER</b>		<b>750</b>	

Debt Services

4521.8259	Transfers to Donation Acct.		
<b>TOTAL OTHER</b>		<b>-</b>	

<b>TOTAL Police</b>		<b>873,370</b>	
---------------------	--	----------------	--

**CODE ENFORCEMENT**

## Personnel Services

4523.1022	Code Compliance Officer		
4523.1110	Longevity		
4523.1120	Overtime		
4523.1200	Social Security		
4523.1210	Medicare		
4523.1215	LT/ST Disability Insurance		
4523.1220	Group Health		
4523.1230	Group Dental		
4523.1240	Retirement		
4523.1250	Unemployment Tax (SUTA)		
4523.1255	Life Flight		
4523.1280	Workers Comp		
<b>TOTAL PERSONNEL SERVICES</b>		-	

## Services

4523.2130	Computer Service		
4523.2220	Building & Grounds		
4523.2224	Motor Vehicle Repair		
4523.2310	General Liability		
4523.2311	Auto Liability & Phys. Damage		
4523.2320	Telephone		
4523.2325	Radio Service		
4523.2330	Public Notices	100	
4523.2350	Travel		
4523.2360	Professional Services	14,000	
4523.2370	Education & Training	1,000	
4523.2371	Memberships		
4523.2390	Code Enforcement Expenses	400	
<b>TOTAL SERVICES</b>		<b>15,500</b>	

## Supplies

4523.3112	Fuel		
4523.3116	Office Supplies		
4523.3140	Books		
4523.3160	Minor Tools & Equipment		
4523.3170	Wearing Apparel		
4523.3172	Miscellaneous		
<b>TOTAL SUPPLIES</b>		-	
<b>TOTAL Code Enforcement</b>		<b>15,500</b>	

<b>MUNICIPAL COURT</b>		
4530.1021	Executive	15,017
4530.1023	Court Clerks	
4530.1110	Longevity	
4530.1200	Social Security	931
4530.1210	Medicare	218
4530.1215	LT/ST Disability Insurance	54
4530.1220	Group Health	
4530.1230	Group Dental	
4530.1240	Retirement	
4530.1250	Unemployment Tax (FUTA)	15
4530.1255	LifeFlight	
4530.1270	Certificate Pay	
4530.1280	Workers Comp	
<b>TOTAL PERSONNEL SERVICES</b>		<b>16,235</b>
Services		
4530.2102	Legal	450
4530.2130	Computer Services	3,500
4530.2220	Building & Grounds	
4530.2310	General Liability Insurance	595
4530.2320	Telephone	800
4530.2350	Travel	500
4530.2361	Court Costs	12,500
4530.2370	Education & Training	
<b>TOTAL SERVICES</b>		<b>18,345</b>
Supplies		
4530.3115	Postage	
4530.3116	Office Supplies	200
4530.3140	Books	
4530.3150	Overpayments to Refund	
4530.3172	Miscellaneous	
4530.3176	Janitorial Supplies	
<b>TOTAL SUPPLIES</b>		<b>200</b>
<b>Total Municipal Court</b>		<b>34,780</b>

**FIRE DEPARTMENT**

## Personnel Services

4540.1215	LT/ST Disability Insurance	2,372	
4540.1255	Air Evac	1,100	
4540.1280	Workers Comp	1,301	
<b>TOTAL PERSONNEL SERVICES</b>		<b>4,773</b>	

## Services

4540.2103	Medical Expense	1,500	
4540.2130	Computer Services		
4540.2220	Building & Grounds	3,500	
4540.2224	Motor Vehicle Repair	47,250	Linked To Fire Tab - City pays 75%. FY 21 projected total = 63k
4540.2226	Machinery & Equipment	34,748	Linked to Fire Tab - City pays 75%. FY 21 projected total is 50,330
4540.2310	General Liability Insurance	902	
4540.2311	Auto Liability & Phys. Damage	9,600	
4540.2320	Telephone	1,660	
4540.2321	Computer Access - Internet	950	
4540.2325	LCRA Radios/Radio Repair	6,500	
4540.2350	Travel		
4540.2370	Education & Training	4,000	
<b>TOTAL SERVICES</b>		<b>110,610</b>	

## Supplies

4540.3112	Fuel	4,500	
4540.3113	Oil & Grease		
4540.3116	Office Supplies		
4540.3120	Utilities	7,500	
4540.3170	Wearing Apparel	1,500	
4540.3171	Medical Supplies		
4540.3172	Miscellaneous		
4540.3174	Member Relations		
<b>TOTAL SUPPLIES</b>		<b>13,500</b>	

## Capital Outlays

4540.4140	Equipment/Bunker Gear		
4540.4146	Radios		
4540.4210	FD Debt Interest	3,000	Linked to Debt Services Tab. Split 50/50 with PD 4521.4220
4540.4220	FD Debt Principal	16,527	Linked to Debt Services Tab
4540.4600	Capital Outlays (See Comments)		
<b>TOTAL CAPITAL OUTLAYS</b>		<b>19,527</b>	

## Other Costs

4540.7200	Firemen's Retirement Fund	48,000	
4540.7210	Programs	1,500	
<b>TOTAL OTHER COSTS</b>		<b>49,500</b>	

**TOTAL Fire Department****197,910****TOTAL EXPENDITURES****2,028,808****TOTAL GENERAL FUND EXCESS OF REVENUES  
OVER (UNDER) EXPENDITURES****(74,654)****\*\*\* END OF GENERAL FUND REPORT \*\*\***

## UTILITIES FUND BREAKDOWN

### 57 -Water

#### Revenue

Account Number	Account Name	Budget 2021	Notes
Charges For Service			
3442	Penalties & Interest	2,500	
3444	Sales	455,000	
3445	Tapping Fees	4,000	
<b>TOTAL CHARGES FOR SERVICE</b>		<b>\$461,500</b>	
Miscellaneous Revenue			
3811	Miscellaneous Revenue	18,000	
3815	Grant Revenue		
3830	Insurance Reimbursement		
<b>TOTAL MISCELLANEOUS REVENUE</b>		<b>\$18,000</b>	
Other Financing Sources			
3900	Transfer from Another Fund		

<b>TOTAL REVENUES</b>	<b>\$479,500</b>
-----------------------	------------------

#### Water Expenses

Personnel Services			
4570.1021	Executive		
4570.1022	Supervisor		
4570.1023	Clerical/ Laborer	166,278	
4570.1100	Stand By	5,000	
4570.1110	Longevity	3,144	
4570.1120	Overtime	2,000	
4570.1200	Social Security	10,309	
4570.1210	Medicare	2,411	
4570.1215	LT/ST Disability Insurance	556	
4570.1220	Group Health Insurance	35,280	
4570.1230	Group Dental Insurance	1,807	
4570.1240	Retirement	26,422	
4570.1250	Unemployment Tax (SUTA)	166	
4570.1255	LifeFlight	220	
4570.1270	Certificate Pay	1,800	
4570.1280	Workers Comp	3,800	
<b>TOTAL PERSONNEL SERVICES</b>		<b>\$289,192</b>	

Services

4570.2100	Engineering Services	3,000	
4570.2101	Grant Consultant		
4570.2103	Medical		
4570.2106	Financial Consultants	6,067	
4570.2110	Debt Service Fees	1,500	
4570.2220	Building & Grounds	7,500	
4570.2221	Water Well Maintenance	10,000	
4570.2223	Tanks & Towers	3,500	
4570.2224	Motor Vehicle Repair	3,000	
4570.2225	Heavy Equipment	500	
4570.2226	Machinery & Equipment	6,000	
4570.2227	Water Analysis	2,000	
4570.2310	General Liability Insurance	3,701	
4570.2311	Auto Liability & Phys. Damage	300	
4570.2325	Radio Service	300	
4570.2330	Advertising and Public Notices		
4570.2350	Travel	500	
4570.2360	Permits	4,000	
4570.2370	Education & Training	2,000	
4570.2371	Memberships	550	
4570.2390	Franchise Fee	5,000	
<b>TOTAL SERVICES</b>		<b>\$59,418</b>	

Supplies

4570.3111	Ice, Cups, Etc.	200	
4570.3112	Fuel	4,000	
4570.3113	Oil & Grease	250	
4570.3114	Chemicals	6,200	
4570.3115	Postage	1,400	
4570.3120	Utilities	20,000	
4570.3160	Minor Tools & Equipment	1,000	
4570.3164	Parts & Materials	12,000	
4570.3166	Meters	5,000	
4570.3167	Fire Hydrants	3,600	
4570.3170	Wearing Apparel	1,800	
4570.3172	Miscellaneous	6,000	
<b>TOTAL SUPPLIES</b>		<b>\$61,450</b>	

Capital Outlays

4570.4120	New Water Lines	8,000	Listed in Capital Projects Tab
4570.4600	Capital Outlays (See Comments)	42,751	
<b>TOTAL CAPITAL OUTLAYS</b>		<b>\$50,751</b>	

Interfund Charges

4570.5110	Debt Service	30,000	Debt Services Tab Arsenic - finished FY26
<b>TOTAL INTERFUND CHARGES</b>		<b>\$30,000</b>	

Other Costs

4570.7300	Bad Debt Expense	(2,360)	
<b>TOTAL OTHER COSTS</b>		<b>(2,360)</b>	

Interfund Transfers

4570.8230	Transfer to Debt Service (Arsenic Fil		
<b>TOTAL INTERFUND TRANSFERS</b>			

<b>TOTAL Water Department</b>	<b>\$458,451</b>		
-------------------------------	------------------	--	--

<b>TOTAL EXPENDITURES</b>	<b>\$458,451</b>		
<b>WATER FUND EXCESS OF REVENUES OVER (UNDER) EXPENDITURES</b>	<b>\$21,049</b>		

\*\*\* END OF WATER REPORT \*\*\*

**58 - Wastewater****Revenue**

## Charges for Service

3440	Customer Service		
3442	Penalties & Interest	3,000	
3444	Sales	256,343	
3445	Tapping Fees	4,000	
<b>TOTAL CHARGES FOR SERVICE</b>		<b>263,343</b>	

## Miscellaneous Revenue

3811	Miscellaneous Revenue	424	
<b>TOTAL Miscellaneous Revenue</b>		<b>5424</b>	
<b>TOTAL REVENUES</b>		<b>263,767</b>	

**Wastewater Expenses**

## Personnel Services

4580.1023	Clerical/ Laborer		
4580.1200	Social Security		
4580.1210	Medicare		
4580.1240	Retirement		
4580.1250	Unemployment		
4580.1255	LifeFlight		
4580.1270	Certificate Pay		
4580.1280	Workers Comp		
<b>TOTAL PERSONNEL SERVICES</b>		<b>-</b>	

Services	4580.2100	Engineering Services	2,000	
	4580.2103	Medical Expense		
	4580.2200	Sewer Plant & Lift Stations	4,500	
	4580.2220	Building & Grounds	3,000	
	4580.2224	Motor Vehicle Repair		
	4580.2225	Heavy Equipment	500	
	4580.2226	Machinery & Equipment	4,000	
	4580.2227	Effluent Analysis	11,865	
	4580.2310	General Liability Insurance	1,500	
	4580.2311	Auto Liability & Phys. Damage	420	
	4580.2330	Advertising and Public Notices	750	
	4580.2350	Travel	250	
	4580.2360	Permits	5,300	
	4580.2370	Education & Training	500	
	4580.2371	Memberships	550	
	4580.2390	Franchise Fee	140,000	
<b>TOTAL SERVICES</b>		<b>175,135</b>		

Supplies

4580.3111	Ice, Cups, Etc.	250	
4580.3112	Fuel	4,000	
4580.3113	Oil & Grease	200	
4580.3114	Chemicals	8,500	
4580.3115	Postage	1,450	
4580.3120	Utilities	28,981	
4580.3160	Minor Tools & Equipment	500	
4580.3164	Parts & Materials	4,000	
4580.3170	Wearing Apparel		
4580.3172	Miscellaneous	500	
<b>TOTAL SUPPLIES</b>		<b>48,381</b>	

Capital Outlays

4580.4120	New Wastewater Lines	8,000	Listed in Capital Projects Tab
4580.4245	Future Capital Projects		
4580.4600	Capital Outlays (See Comments)		
<b>TOTAL CAPITAL OUTLAYS</b>		<b>8,000</b>	

Interfund Transfers

4580.5110	Debt Service (WWTP Sludge Bond)		
<b>TOTAL INTERFUND TRANSFERS</b>		<b>-</b>	

Other Costs

4580.7300	Bad Debt Expense	(1,436)	
<b>TOTAL OTHER COSTS</b>		<b>(1,436)</b>	

<b>TOTAL Wastewater Department</b>	<b>\$230,080</b>
------------------------------------	------------------

<b>TOTAL EXPENDITURES</b>	<b>\$230,080</b>
---------------------------	------------------

<b>WASTE WATER FUND EXCESS OF REVENUES OVER (UNDER) EXPENDITURES</b>	<b>\$33,687</b>
--	-----------------



<b>59 - Electric</b>
<b>Revenue</b>

Charges For Service

3440	Customer Service	40,000
3441	Administrative Fee	2,000
3442	Penalties & Interest	25,000
3444	Sales	1,142,746
3445	Power Cost Recovery Factor	1,768,715
<b>TOTAL CHARGES FOR SERVICE</b>		<b>2,978,461</b>

Miscellaneous Revenue

3811	Miscellaneous Revenue	5,000
<b>TOTAL MISCELLANEOUS REVENUE</b>		<b>5,000</b>

<b>TOTAL REVENUES</b>	<b>\$2,983,461</b>
-----------------------	--------------------

<b>Electric Expenses</b>
--------------------------

Personnel Services

4590.1021	Executive	71,433
4590.1022	Supervisor	
4590.1023	Clerical/Laborer	190,041
4590.1100	Stand By	5,701
4590.1110	Longevity	6,258
4590.1120	Overtime	1,941
4590.1200	Social Security	16,646
4590.1210	Medicare	3,893
4590.1215	LT/ST Disability Insurance	888
4590.1220	Group Health Insurance	44,100
4590.1230	Group Dental Insurance	2,258
4590.1240	Retirement	42,662
4590.1250	Unemployment Tax (SUTA)	268
4590.1255	LifeFlight	275
4590.1270	Certificate Pay	7,800
4590.1280	Workers Comp	3,150
<b>TOTAL PERSONNEL SERVICES</b>		<b>397,314</b>

Services

4590.2100	Engineering Services	4,500
4590.2103	Medical Expense	
4590.2106	Financial Consultants	6,000
4590.2130	Computer Service	48,600
4590.2220	Building & Grounds	1,250
4590.2224	Motor Vehicle Repair	7,000
4590.2225	Heavy Equipment	820
4590.2226	Machinery & Equipment	2,000
4590.2228	Contracting Services	
4590.2310	General Liability Insurance	4,201
4590.2311	Auto Liability & Phys. Damage	1,627
4590.2320	Telephone	5,000
4590.2321	Computer Access - Internet	2,201
4590.2325	Radio Service	1,855
4590.2330	Advertising & Public Notices	
4590.2350	Travel	500
4590.2370	Education & Training	900
4590.2371	Memberships	350
4590.2380	Clean-up	3,800
4590.2390	Franchise Fee	615,000
<b>TOTAL SERVICES</b>		<b>705,604</b>

Supplies

4590.3111	Ice, Cups, Etc.	200
4590.3112	Fuel	4,250
4590.3113	Oil & Grease	200
4590.3114	Chemicals	900
4590.3115	Postage	1,800
4590.3116	Office Supplies	3,000
4590.3120	Utilities	2,198
4590.3160	Minor Tools & Equipment	1,500
4590.3164	Parts & Materials	32,000
4590.3166	Meters	2,000
4590.3170	Wearing Apparel	3,000
4590.3172	Miscellaneous	500
<b>TOTAL SUPPLIES</b>		<b>51,548</b>

Capital Outlays

4590.4146	Radios	
4590.4240	Computer Software	2,000
4590.4600	Capital Outlays	
4591.4610	Capital Outlays Oilfield Expn	
<b>TOTAL CAPITAL OUTLAYS</b>		<b>2,000</b>

Other Costs

4590.7200	Programs	
4590.7300	Bad Debt Expense	(6,355)
<b>TOTAL OTHER COSTS</b>		<b>(6,355)</b>

<b>TOTAL Electric Distribution</b>	<b>1,150,111</b>
------------------------------------	------------------

Services

4591.3100	Wholesale Electric Purchase	1,768,715
<b>TOTAL SUPPLIES</b>		<b>1,768,715</b>

<b>TOTAL Generation &amp; Transmission</b>	<b>\$1,768,715</b>
--	--------------------

<b>TOTAL EXPENDITURES</b>	<b>\$2,918,826</b>
---------------------------	--------------------

<b>ELECTRIC FUND EXCESS OF REVENUES OVER (UNDER) EXPENDITURES</b>	<b>564,635</b>
---	----------------

\*\*\* END OF ELECTRIC REPORT \*\*\*

\*\*\* END OF UTILITY FUND REPORT \*\*\*

**ECONOMIC DEVELOPMENT CORPORATION BUDGET FY2021****EXECUTIVE SUMMARY FY2021**

	FY21 Budget
<b>BEGINNING EDC FUND BALANCE</b>	<b>\$175,403</b>
<b>EDC FUND REVENUE</b>	<b>\$96,000</b>
<b><i>TOTAL ASSETS</i></b>	<b>\$271,403</b>
<b><i>TOTAL ALL EXPENSES</i></b>	<b>\$113,895</b>
<b><i>PROJECTED ENDING EDC BALANCE</i></b>	<b>\$157,508</b>

**Revenue FY2021**

Account Number	Account Name	Budget 2021
1001	EDC Sales Tax Revenue	96,000.00
1002	EDC Contributions	
<b>TOTAL EDC REVENUE</b>		<b>96,000.00</b>

## EXPENSES FY2021

Expense Line Item Number	Account Name	Budget 2021
Administrative Services		
2001	Legal Services	\$4,000
2002	Travel	\$3,000
2003	Office Supplies	\$300
2004	Bonding	\$1,850
2005	Filing Fees/IRS Filing Fees	\$500
2006	Miscellaneous	\$0
<b>TOTAL ADMINISTRATIVE SERVICES EXPENSES</b>		<b>\$9,650</b>

### Incentive Programs

3001	Business Expansion/Grants	\$34,000
3002	Façade Improvement Program	\$8,000
3003	Utility Deposit Loan Program	\$5,000
3004	COVID-19 Small Bus Utility Grant	\$0
3005	Destination Bootcamp	\$4,000
<b>TOTAL INCENTIVE PROGRAMS EXPENSES</b>		<b>\$47,000</b>

### Contract Services Support

4001	Retail Coach	\$0
4002	Audit	\$2,500
<b>TOTAL CHARGES FOR SERVICE</b>		<b>\$2,500</b>

### Capital Improvement Projects

5001	Business Infrastructure Install	\$0
5002	Business Startup/Expansion Grants	\$0
5003	Capital Improvements	\$54,745
<b>TOTAL CAPITAL IMPROVEMENT PROJECTS</b>		<b>\$54,745</b>

<b>TOTAL ALL EXPENSES</b>		<b>\$113,895</b>
---------------------------	--	------------------



# Flatonia City Council

September 22, 2020 Council Meeting

---

## **DELIBERATION**

**9.2-2020.2**

**Agenda Item:** Consider and take appropriate action on ratifying the property tax revenue reflected in the budget for fiscal year 2020-2021.

**Background:** Property tax revenue for the FY21 budget with an ad valorem tax rate of \$0.3150/\$100 of valuation, and a certified FCAD appraisal roll of \$112,313,801 for the City of Flatonia will yield revenue of \$353,788.



# Flatonia City Council

September 22, 2020 Council Meeting

---

## **DELIBERATION**

**9.2-2020.3**

**Agenda Item:** Consider and take appropriate action on ratifying the property tax rate for FY 2020-21. The property tax rate is .3150 per \$100 of value. The property tax rate increases total taxes in City of Flatonia by 3.34%



# Flatonia City Council

September 22, 2020 Council Meeting

---

## **DELIBERATION**

**9.2-2020.4**

**Agenda Item:** Consider and take appropriate action on adopting an ordinance levying ad valorem taxes for the City of Flatonia for fiscal year 2020-21 and apportioning each levy for specific purposes

**Background:** The attached ordinance will levy ad valorem taxes for use and support of the municipal government of the City for FY2021 at a tax of \$0.3150 on each \$100 of property valuation.

**Attachments:** An Ordinance Levying Ad Valorem Taxes for use and support of the Municipal Government of the City of Flatonia, Texas for the 2020-2021 Fiscal Year; providing for apportioning each levy for specific purposes; providing when taxes shall become due and when same shall become delinquent if not paid.

## **Ordinance # 2020.9.2**

**AN ORDINANCE LEVYING AD VALOREM TAXES FOR USE AND SUPPORT OF THE MUNICIPAL GOVERNMENT OF THE CITY OF FLATONIA, TEXAS FOR THE 2020-2021 FISCAL YEAR; PROVIDING FOR APPORTIONING EACH LEVY FOR SPECIFIC PURPOSES; PROVIDING WHEN TAXES SHALL BECOME DUE AND WHEN SAME SHALL BECOME DELINQUENT IF NOT PAID.  
BE IT ORDAINED BY THE CITY COUNCIL OF THE CITY OF FLATONIA, TEXAS:**

SECTION 1: That there is hereby levied and there shall be collected for the use and support of the municipal government of the City of Flatonia, Texas for the 2020-2021 fiscal year, upon all property, real, personal and mixed, within the corporate limits of said City subject to taxation, a tax of \$0.3150 on each \$100.00 valuation of property, said tax being so levied and apportioned:

For the maintenance and support of the general government (General Fund), \$ 0.3150 on each \$100.00 valuation of property.

For the Interest and Sinking Fund, \$ 0 on each \$100.00 valuation of property.

SECTION 2: That taxes levied under this ordinance shall be due October 1, 2020, and if not paid on or before January 31, 2021, shall immediately become delinquent.

SECTION 3: That all taxes shall become a lien upon the property against which assessed, and the Fayette County Tax Appraisal District is hereby authorized and empowered to enforce the collection of such taxes according to the Constitution and laws of the State of Texas and Ordinances of the City of Flatonia, Texas. The Fayette County Tax Appraisal District, by virtue of the tax rolls certified, is hereby authorized and empowered to fix and establish a lien by levying upon such property, whether real, personal or mixed, for payment of said taxes, penalty and interest, and, the interest and penalty collected from such delinquent taxes shall be apportioned to the General Fund of the City of Flatonia, Texas. All delinquent taxes shall bear interest from date of delinquency at the rate prescribed by state law.

**PASSED AND APPROVED** on the 22nd day of September, 2020, with \_\_\_\_\_ Council members voting in favor and \_\_\_\_\_ Council members voting against.

**City of Flatonia, Texas**

\_\_\_\_\_  
Bryan Milson  
Mayor



**Attest:**

---

Sarah Novo  
City Manager

Approved as to Form:

---

Maria Angela Flores Beck  
City Attorney



# Flatonia City Council

September 22, 2020 Council Meeting

---

## DELIBERATION

9.2-2020.5

**Agenda Item:** Discuss, consider and take appropriate action on the bid award for Flatonia bank depository.

**Summary:** The City of Flatonia currently contracts with Prosperity Bank of Flatonia as its financial institution and bank depository. This contract was entered into in 2015 and expires September 30, 2020. The City must bid for a depository contract in five (5) year increments to ensure a continuing competitive procurement process and to ensure that the City selects a financial institution that can offer the highest quality service at the lowest cost to taxpayers. The City places a great deal of importance on the interest paid on daily deposits above any minimum requirements.

The new contracted period is for a five (5) year term beginning approximately September 30, 2020, and ending approximately September 29, 2025, or until such time a successor depository is named.

The bid opening for the City of Flatonia was held on August 13, 2020. The City of Flatonia shared requests for proposal to the following regional banks via mail with responses due by 10:00 A.M. Thursday, September 3, 2020:

- |                            |               |
|----------------------------|---------------|
| 1. Prosperity Bank         | Flatonia, TX  |
| 2. Fayette Savings         | Flatonia, TX  |
| 3. Flatonia National Bank  | Flatonia, TX  |
| 4. Prosperity Bank         | La Grange, TX |
| 5. National Bank and Trust | La Grange, TX |
| 6. Pioneer Bank            | La Grange, TX |
| 7. Fayette Savings         | La Grange, TX |

- 8. Round Top State Bank                      Round Top, TX
- 9. South Star Bank                              Moulton, TX
- 10. Community Bank of Moulton Moulton, TX
- 11. Fayetteville Bank                          Schulenburg, TX
- 12. Wells Fargo Bank                          Schulenburg, TX

The City received two (2) responsive bids for the depository contract with checking interest rates ranging from .35% to .50%, and interest rates for the money market account ranging from .30% to 1.10%. Flatonia National Bank and Prosperity Bank responded within the allotted timeframe and with complete packages. A bid review committee reviewed and ranked both submittals, with particular emphasis placed on the interest rates offered. Those rankings are noted below:

Interest Rates	Checking	Money market
Prosperity Bank of Flatonia	0.25%	0.45%
Flatonia National Bank	0.50%	1.10%

It is important to note that Prosperity Bank of Flatonia pays interest based upon account balance at the posted rate. Rates are variable and subject to change. As the City places a great deal of importance on the interest paid on daily deposits above any other minimum requirements, staff recommends that the City of Flatonia award the contract for financial institution and depository to Flatonia National Bank.